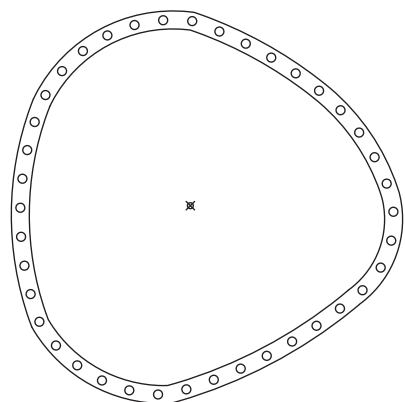
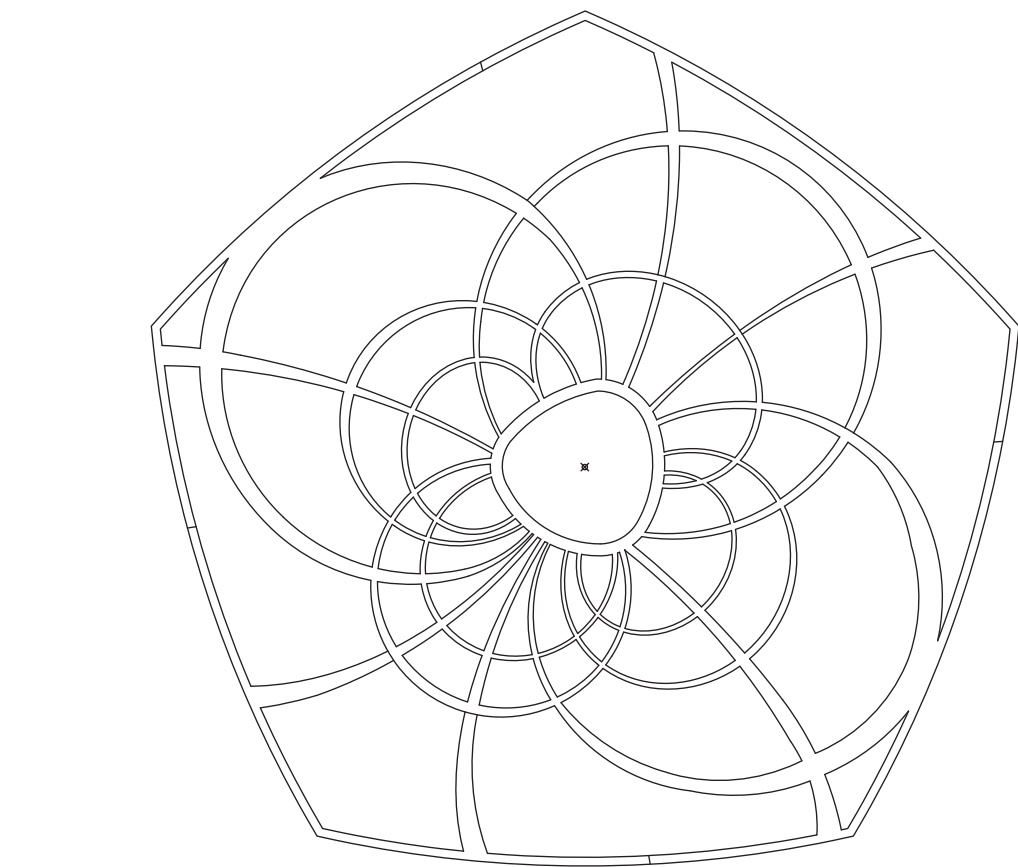


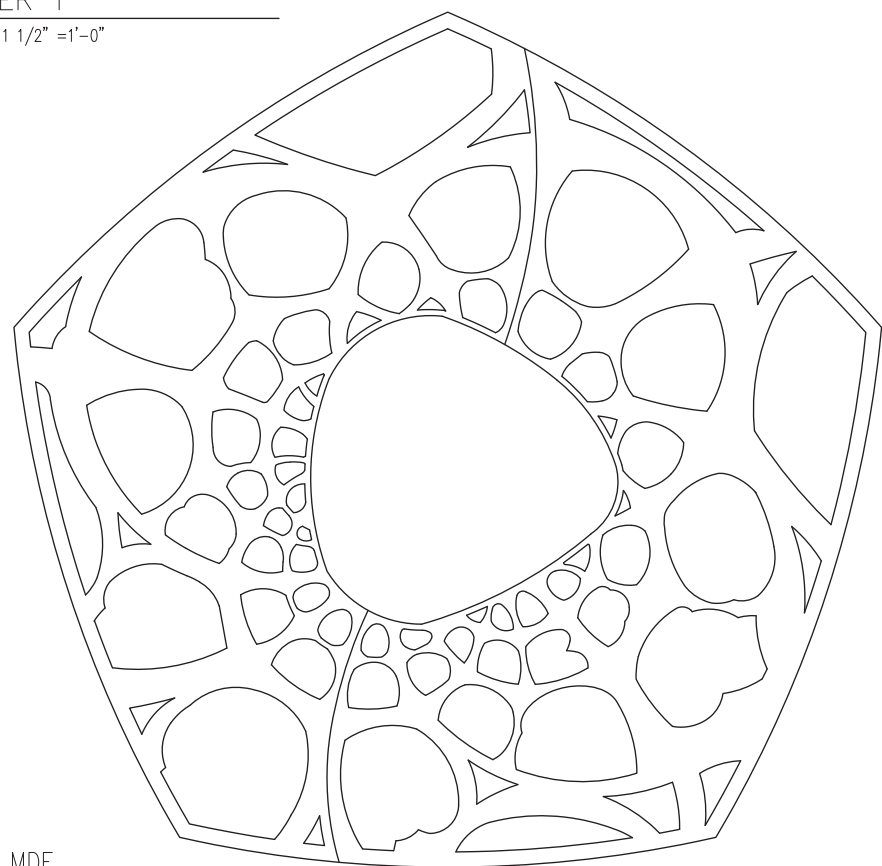
1 1/8" STEEL
LAYER 1
SCALE: 1 1/2" = 1'-0"



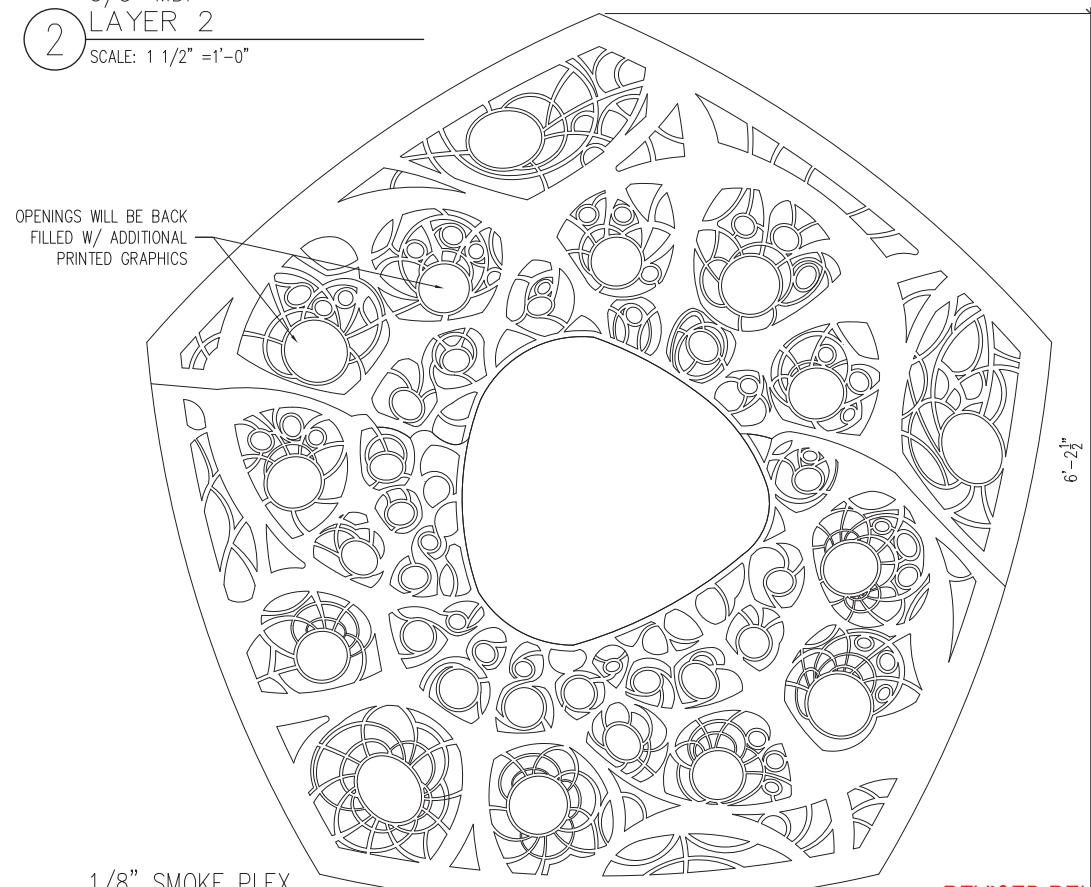
1A 1/8" SMOKE PLEX
LAYER 1A
SCALE: 1 1/2" = 1'-0"



2 3/8" MDF
LAYER 2
SCALE: 1 1/2" = 1'-0"



3 3/8" MDF
LAYER 3
SCALE: 1 1/2" = 1'-0"



4 1/8" SMOKE PLEX
LAYER 4
SCALE: 1 1/2" = 1'-0"

REVISED RELEASE 7-13-2022

SITE PICTURES, LLC
2300 N. TRYON ST.
CHARLOTTE, NC 28206

SITE

Production Designer
GABOR NORMAN

Art Director
JOE OOSTHUIZEN

Construction Coordinator
RICHARD WALLACE

Set Decorator
CHRISTI WHITELY

Location
XXX
XXX
XXX

Distribution
DIRECTOR
PRODUCER
UPM
DESIGNER
ART DIR.
CONSTRUCTION
SET DEC.
DIR. OF PHOTOGRAPHY
GAFFER
RIGGING GAFFER
GRIP
RIGGING GRIP
SP. FX
VFX
LOCATIONS

| Rev. | Date | Appr. | Issues & Revisions |
|------|------|-------|--------------------|
| | | | |
| | | | |
| | | | |
| | | | |
| | | | |
| | | | |
| | | | |
| | | | |
| | | | |
| | | | |

Checked
xxx

Drawn
CRAIG BAURLEY

CADD File

Project

Stage

SOUNDSTAGE

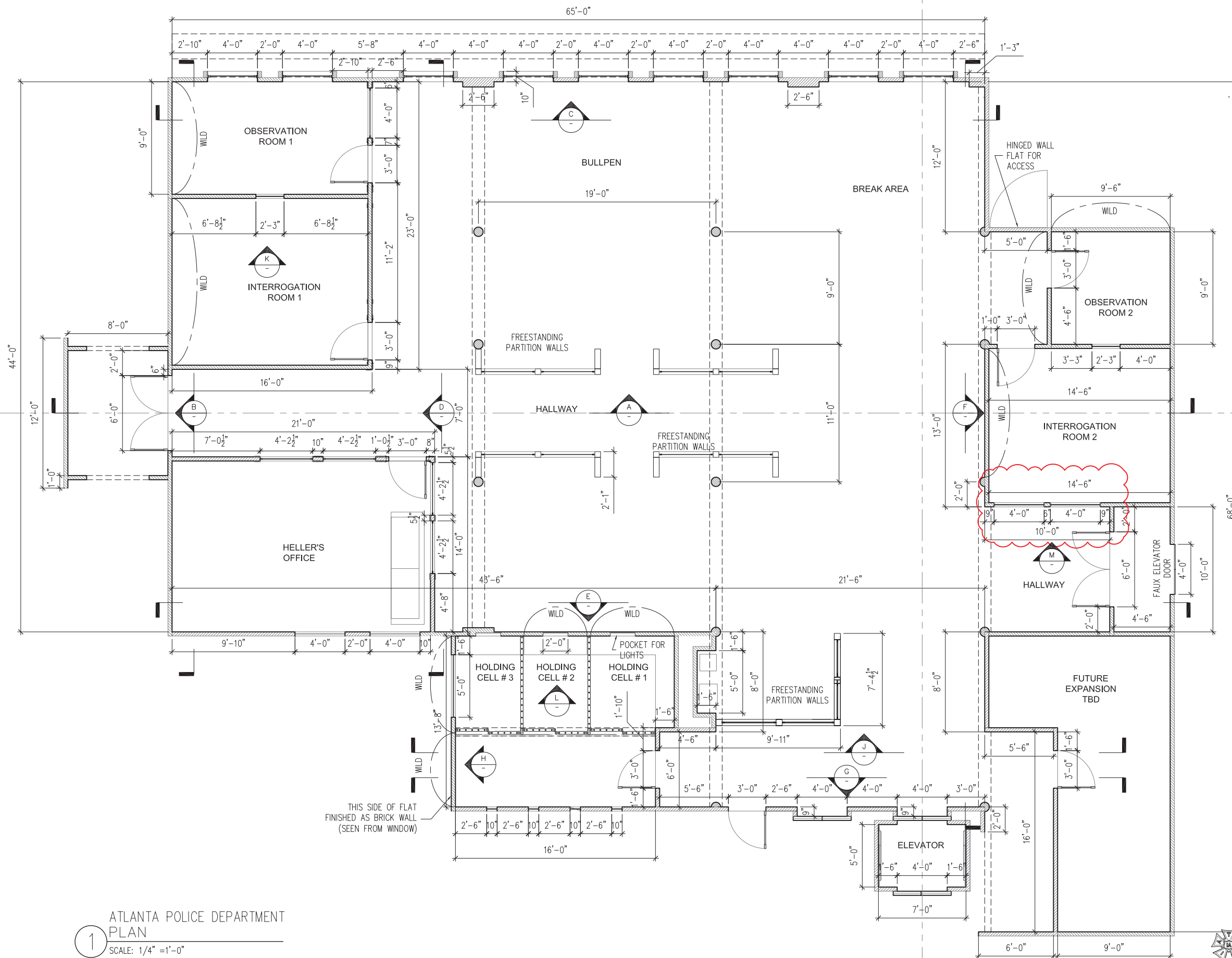
Drawing Title

LAB
GODS EYE- CNC LAYERS

Scale
AS SHOWN

FAC. NO. | Drawing No. | Rev.

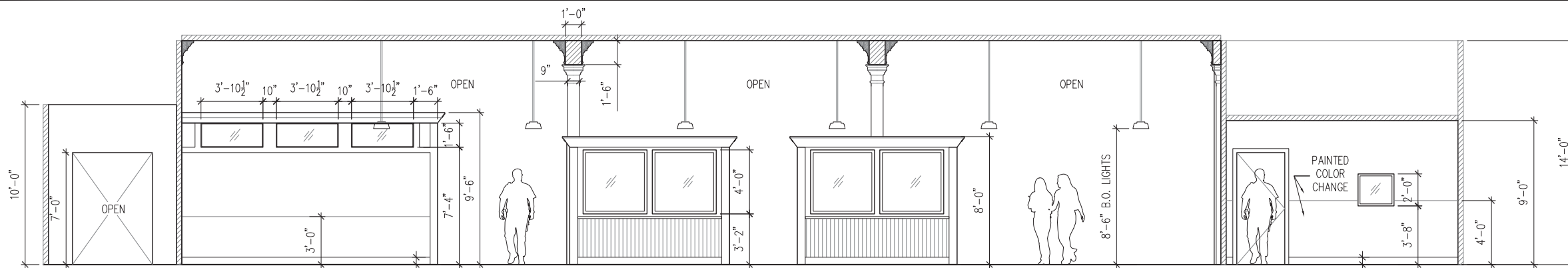
100-22



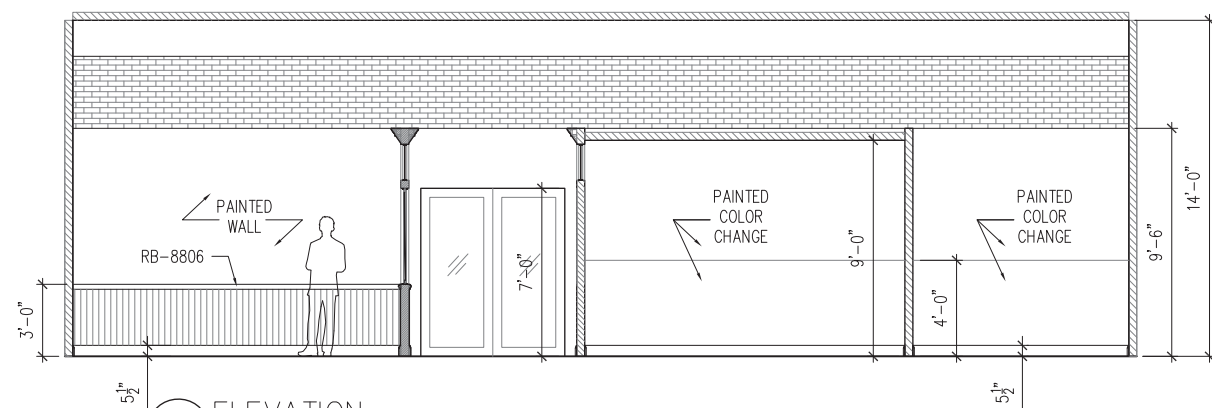
REVISED RELEASE 9-16-2022

| | | | |
|-------------------|-------------------------------------|--|------------|
| WILL TRENT | | PRODUCTION DESIGNER: GABOR NORMAN ART DIRECTOR: JOE OSTHAUSEN CONSTRUCTION COORDINATOR: TRAVIS PITTMAN SET DECORATOR: | |
| SET: | ATLANTA POLICE DEPARTMENT | EPISODE: | SET: APD |
| DRAWING: | PLAN | SCALE: | SHEET: 1 |
| LOCATION: | EAGLE ROCK STUDIOS ATLANTA- STAGE 3 | DRAWN BY: | DATE: |
| | | C BAURLEY | 09/16/2022 |

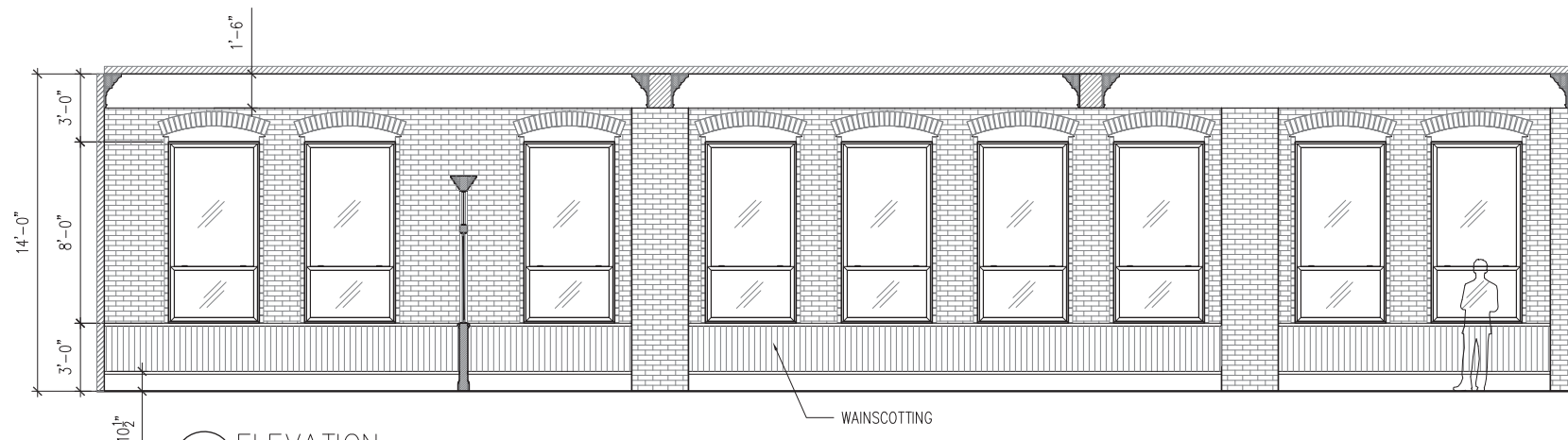
1 ATLANTA POLICE DEPARTMENT
PLAN
SCALE: 1/4" = 1'-0"



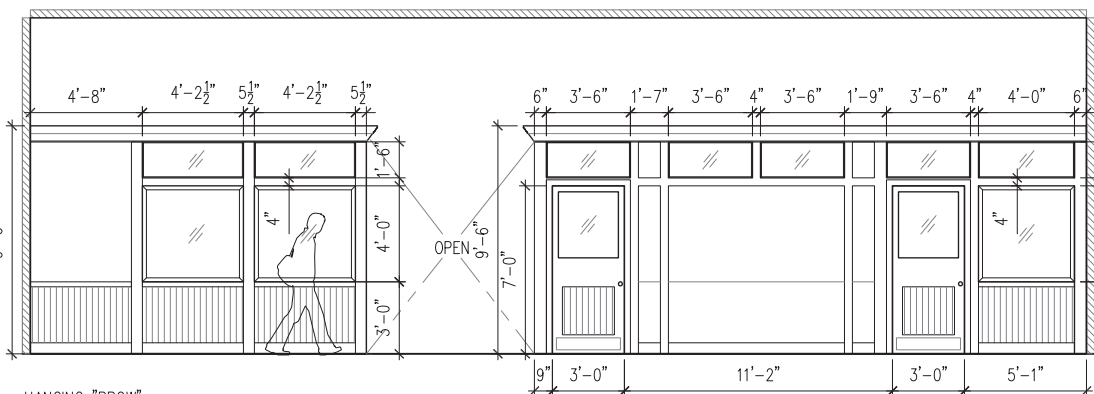
A SECTION/ ELEVATION
SCALE: 1/4" = 1'-0"



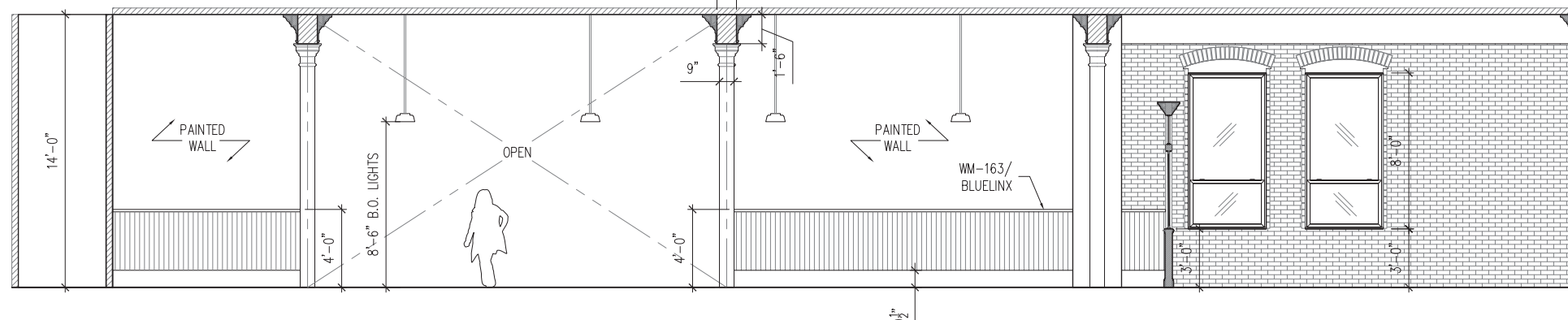
B ELEVATION
SCALE: 1/4" = 1'-0"



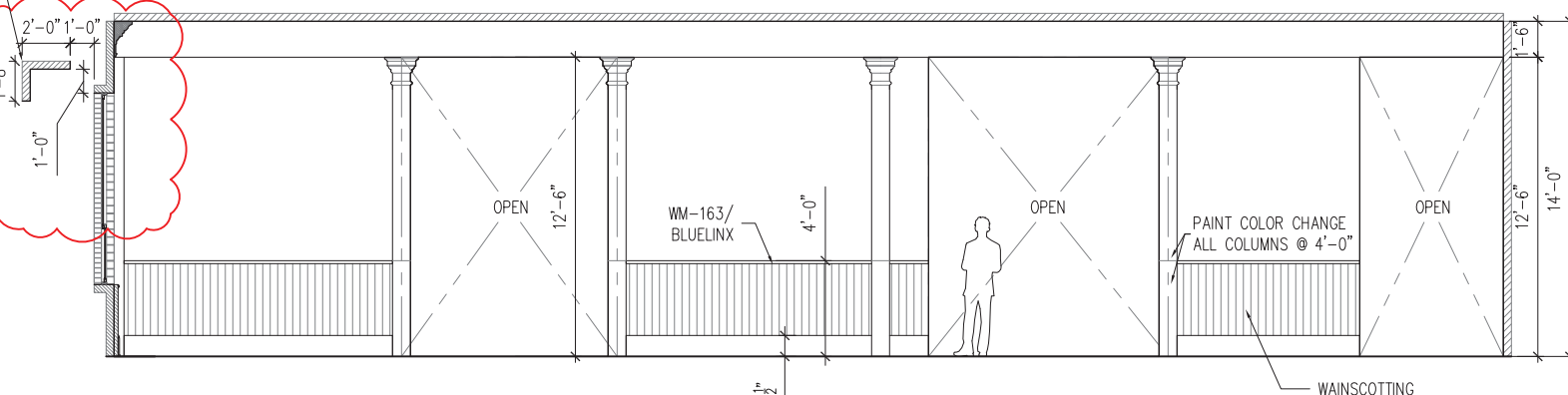
C ELEVATION
SCALE: 1/4" = 1'-0"



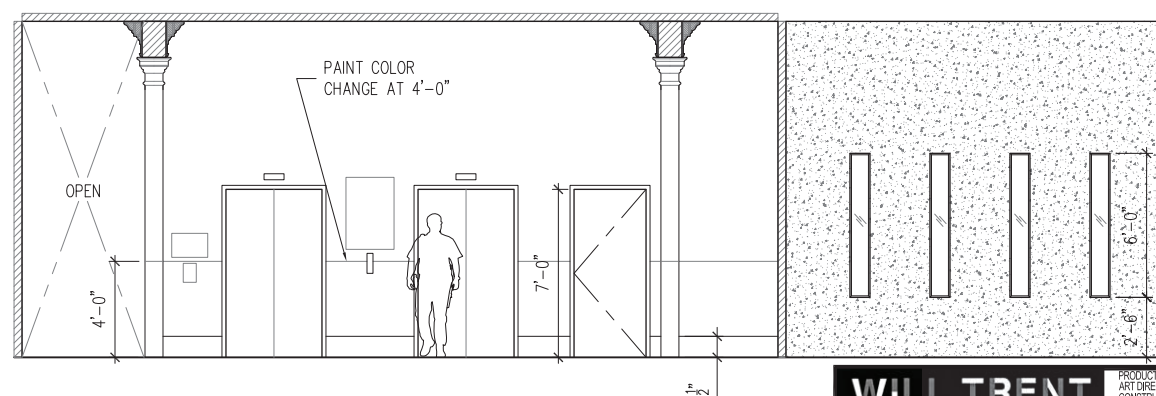
D ELEVATION
SCALE: 1/4" = 1'-0"



E ELEVATION
SCALE: 1/4" = 1'-0"



F ELEVATION
SCALE: 1/4" = 1'-0"



G ELEVATION
SCALE: 1/4" = 1'-0"

REVISED RELEASE 9-14-2022



| | | | |
|-------------------|-------------------------------------|--|------------------|
| WILL TRENT | | PRODUCTION DESIGNER: GABRIEL NORMAN ART DIRECTOR: JOE COSTA CONSTRUCTION COORDINATOR: TRAVIS PITTMAN SET DECORATOR: | |
| SET: | ATLANTA POLICE DEPARTMENT | EPISODE: | SET: APD |
| DRAWING: | ELEVATIONS | SCALE: | AS SHOWN |
| LOCATION: | EAGLE ROCK STUDIOS ATLANTA- STAGE 3 | DRAWN BY: | DATE: 09/14/2022 |
| | | C BAURLEY | |
| | | | SHEET: 3 |

Tomb Entrance - Miniature Fabrication

The tomb entrance is an ancient structure buried in the sand-dunes that leads down to the burial cave chamber. It was built as a miniature and photographed both on location and composited into shots in post production. A 3D scan was also used for a CGI model.

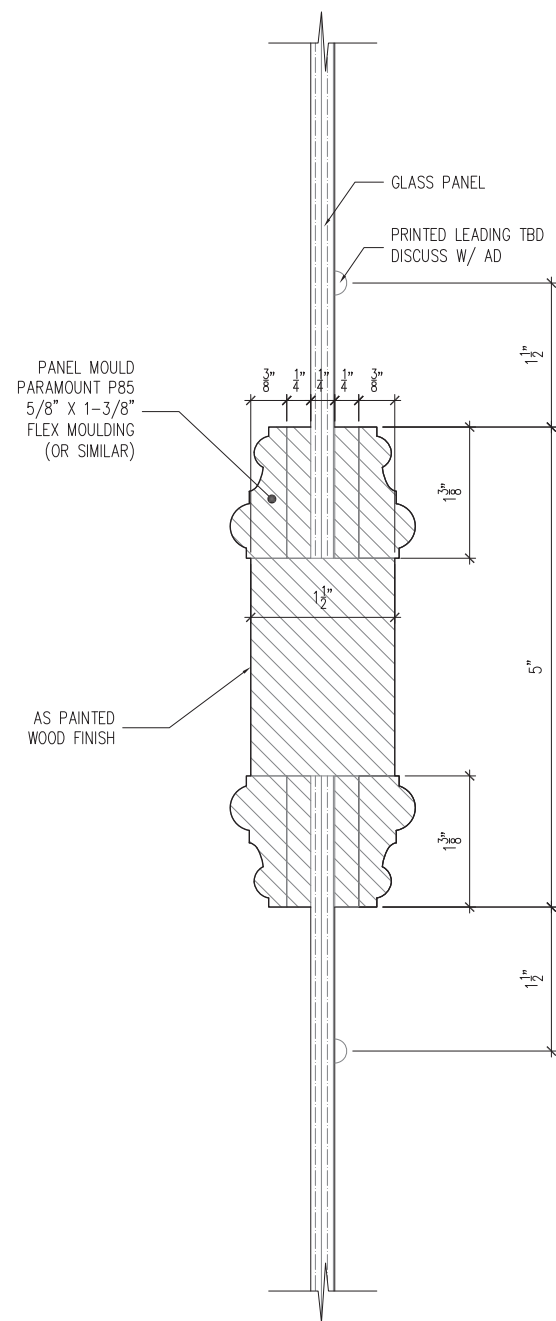
The hieroglyphics and structure were designed in AutoCad and laser cut in MDF. The rocks were hand-carved from dense polyurethane foam. This was then hard-coated with plaster and given a scenic paint finish.



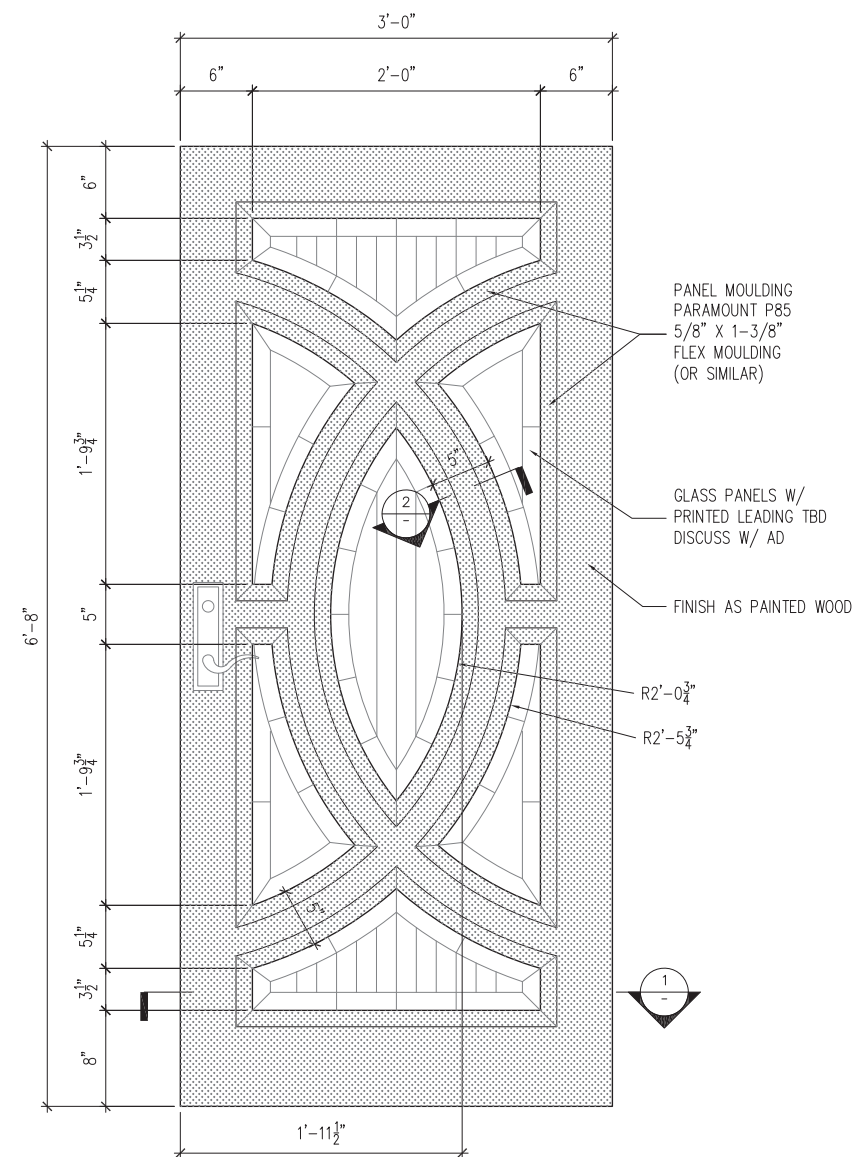

PAINT DRAWDOWN

| | | | |
|---------|---|------------|--|
| BASE | RUST-OLEUM (spray) Chalked Ultra-Matte 302590 | HIGHLIGHTS | Americana Decor Chalky Finish Color: Lace |
| MIDTONE | PPG Flat Int/ Ext PPG 1069-5 Honey Graham | HIGHLIGHTS | Folkart Home Decor Chalk 34155 Color: Vintage |
| MIDTONE | BEHR 'Marquee' Latex Flat MQ1-25 Color: Kalahari | | |

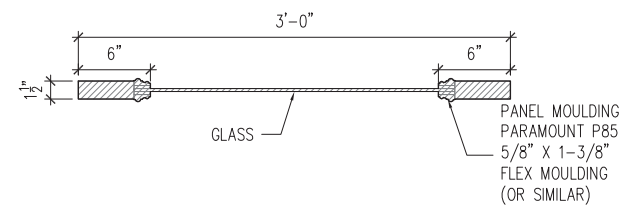




2 TYP. DETAIL
FULL SCALE



A FRONT DOOR
ELEVATION
SCALE: 1 1/2\"/>

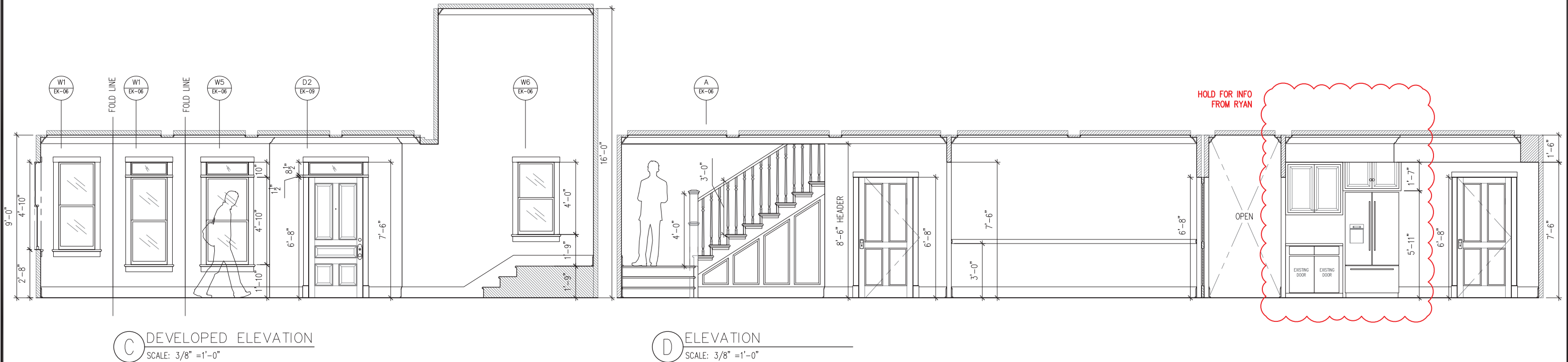
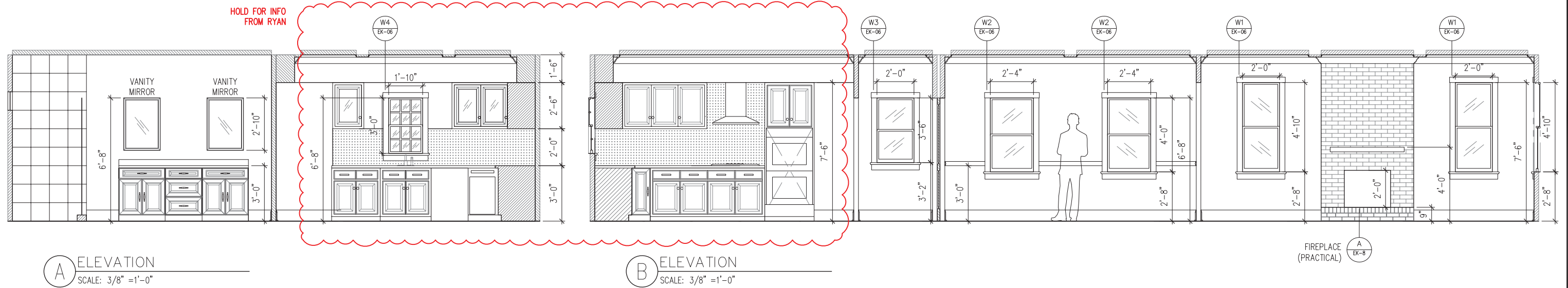


1 FRONT DOOR
PLAN
SCALE: 1 1/2\"/>

RELEASED 01-22-2024 1000



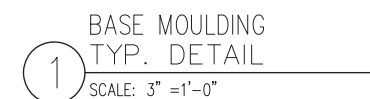
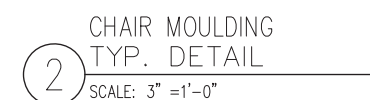
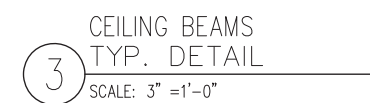
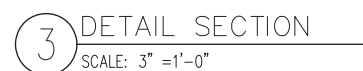
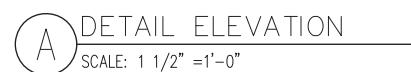
| THE CHI SEASON 6 | | PRODUCTION DESIGNER: RENDALL BENNETT ART DIRECTOR: MARY PINGREE CONSTRUCTION COORDINATOR: AARON AKINS SET DECORATOR: USA WOLFF | |
|------------------|--------------------------|---|------------------|
| SET: | ALICIA'S HOUSE 1ST FLOOR | EPISODE: | SET: AH |
| DRAWING: | FRONT DOOR DETAIL | SCALE: | AS SHOWN |
| LOCATION: | STAGE 31 | DRAWN BY: | DATE: 01-22-2024 |
| | | C BAURLEY | |



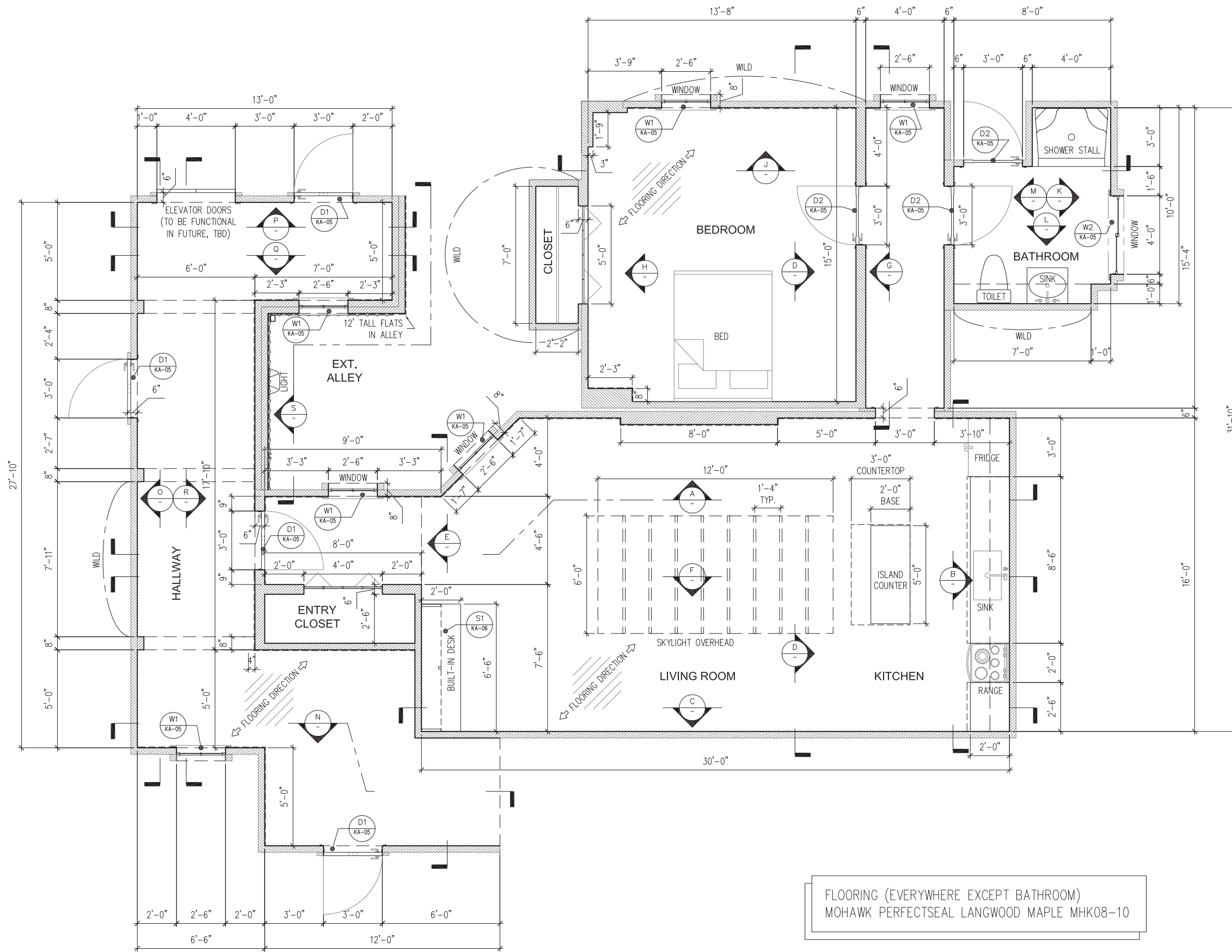
REVISED 02-08-2023



| THE CHI SEASON 6 | | PRODUCTION DESIGNER: RENDALL BENNETT ART DIRECTOR: MARY PINGREE CONSTRUCTION COORDINATOR: RYAN ROBERTS SET DECORATOR: LISA WOLFF | |
|------------------|-----------------------|---|------------------|
| SET: | EMMETT & KEISHA HOUSE | EPISODE: | SET: EK |
| DRAWING: | ELEVATIONS | SCALE: | AS SHOWN |
| LOCATION: | STAGE 39 | DRAWN BY: | DATE: 02-08-2023 |
| | | | SHEET: 3 |



| | | | |
|------------------|-----------------------|--|---------------------|
| THE CHI SEASON 6 | | PRODUCTION DESIGNER: RENDALL BENNETT ART DIRECTOR: MARY PETERS CONSTRUCTION COORDINATOR: RYAN ROBERTS SET DECORATOR: LISA WOLFF | |
| SET: | EMMETT & KEISHA HOUSE | EPISODE: | SET: EK |
| DRAWING: | DETAILS | SCALE: | SHEET: 6 |
| LOCATION: | STAGE 39 | DRAWN BY: C BAURLEY | DATE: 02-01-2023 |



FLOORING (EVERYWHERE EXCEPT BATHROOM)
MOHAWK PERFECTSEAL LANGWOOD MAPLE MHK08-10

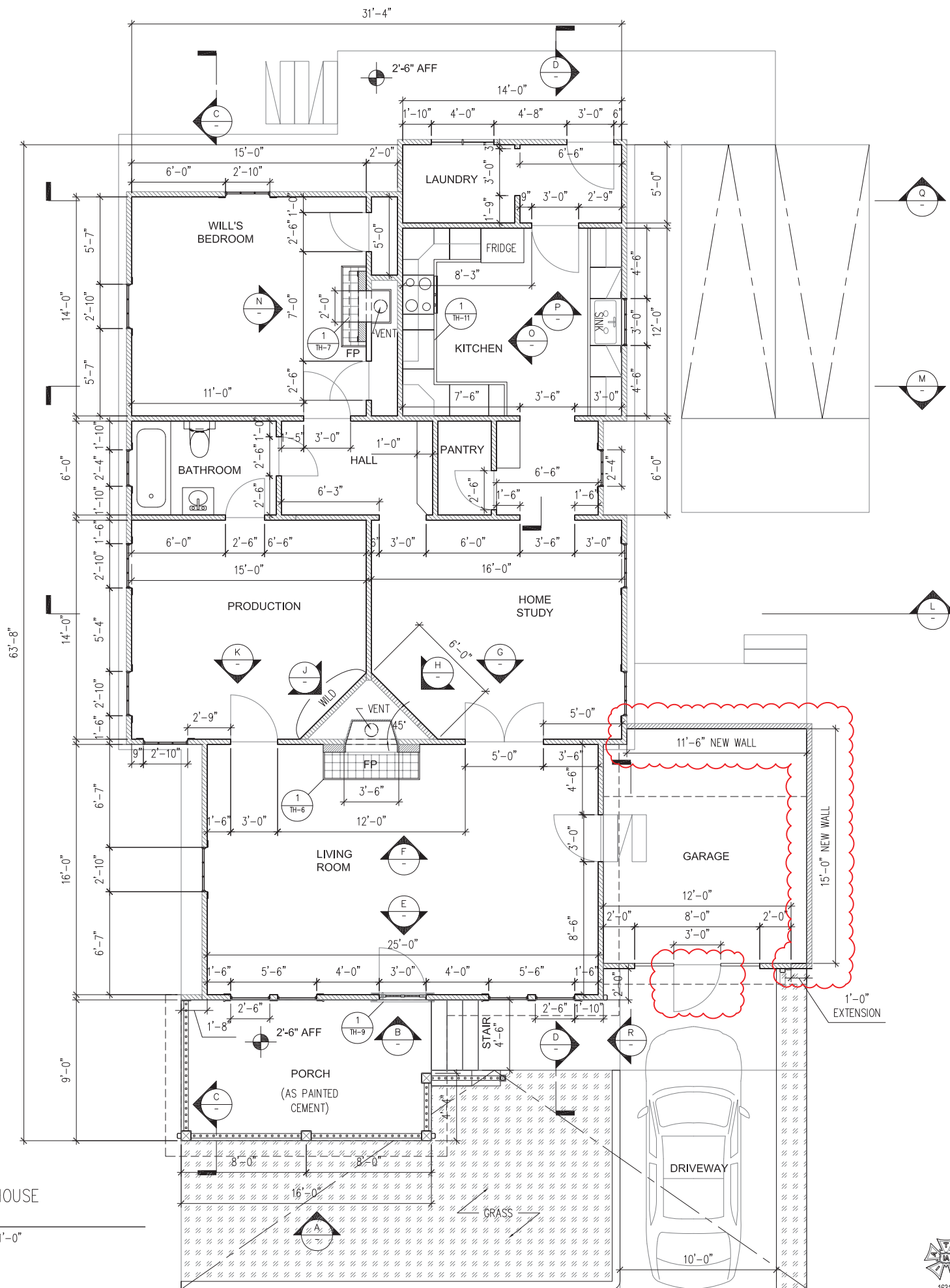
1 PLAN
SCALE: 3/8" = 1'-0"

REVISED 01-17-2023



| | | | |
|-----------------|-------------------|--|------------------|
| THE CW SEASON 6 | | PRODUCTION DESIGNER: RENDALL BENNETT ART DIRECTOR: MARY PINGREE CONSTRUCTION COORDINATOR: RYAN ROBERTS SET DECORATOR: USA WOLFF | |
| SET: | KEVIN'S APARTMENT | EPISODE: | SET: KA |
| DRAWING: | PLAN | SCALE: | AS SHOWN |
| LOCATION: | STAGE 43 | DRAWN BY: | DATE: 01/17/2023 |
| | | | SHEET: 1 |

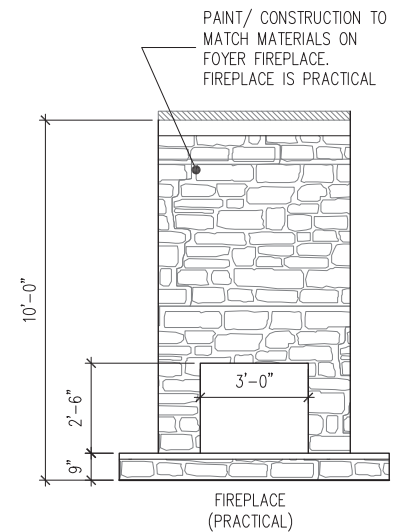
1 TRENT'S HOUSE
PLAN
SCALE: 1/4" = 1'-0"



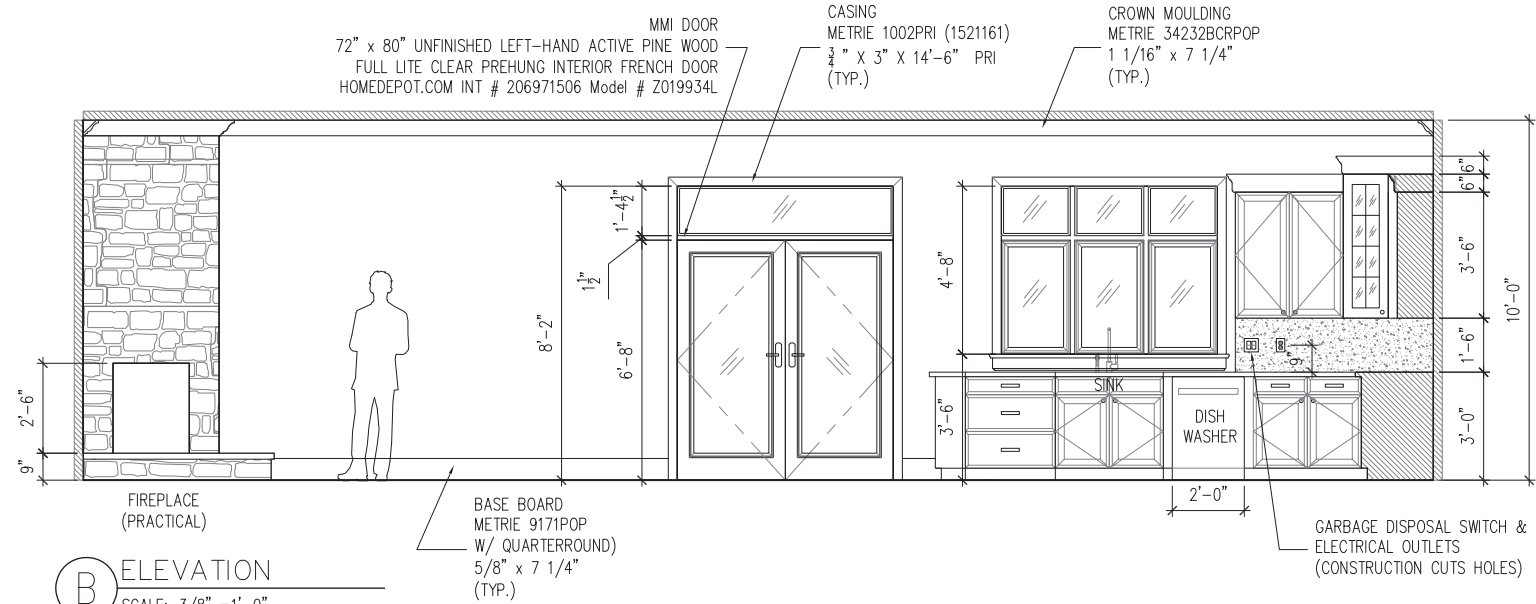
REVISED 12-5-2022



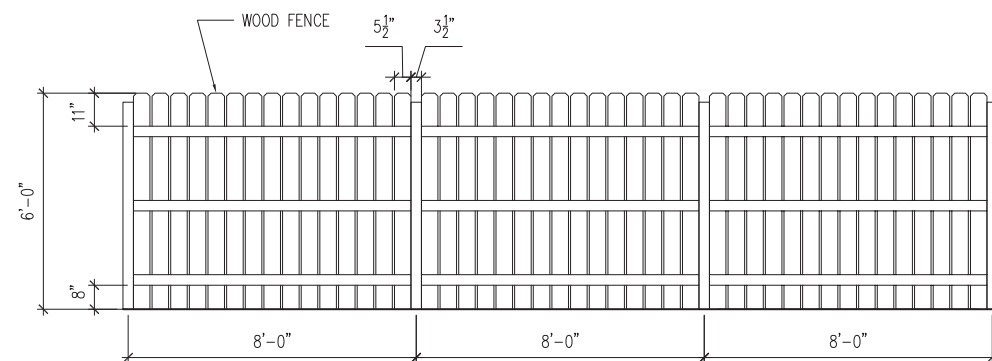
| WILL TRENT | | | | PRODUCTION DESIGNER: GABOR NORMAN ART DIRECTOR: JOE OOSTHUIZEN CONSTRUCTION COORDINATOR: TRAVIS PITTMAN SET DECORATOR: SANDY SKORA | | | |
|------------|-------------------------------------|--|--|---|------------|--|--|
| SET: | TRENT'S HOUSE | | | EPISODE: | - | | |
| DRAWING: | GROUNDPLAN | | | SCALE: | AS SHOWN | | |
| LOCATION: | EAGLE ROCK STUDIOS ATLANTA- STAGE 4 | | | DRAWN BY: | C BAURLEY | | |
| | | | | DATE: | 12/05/2022 | | |
| | | | | | | | |



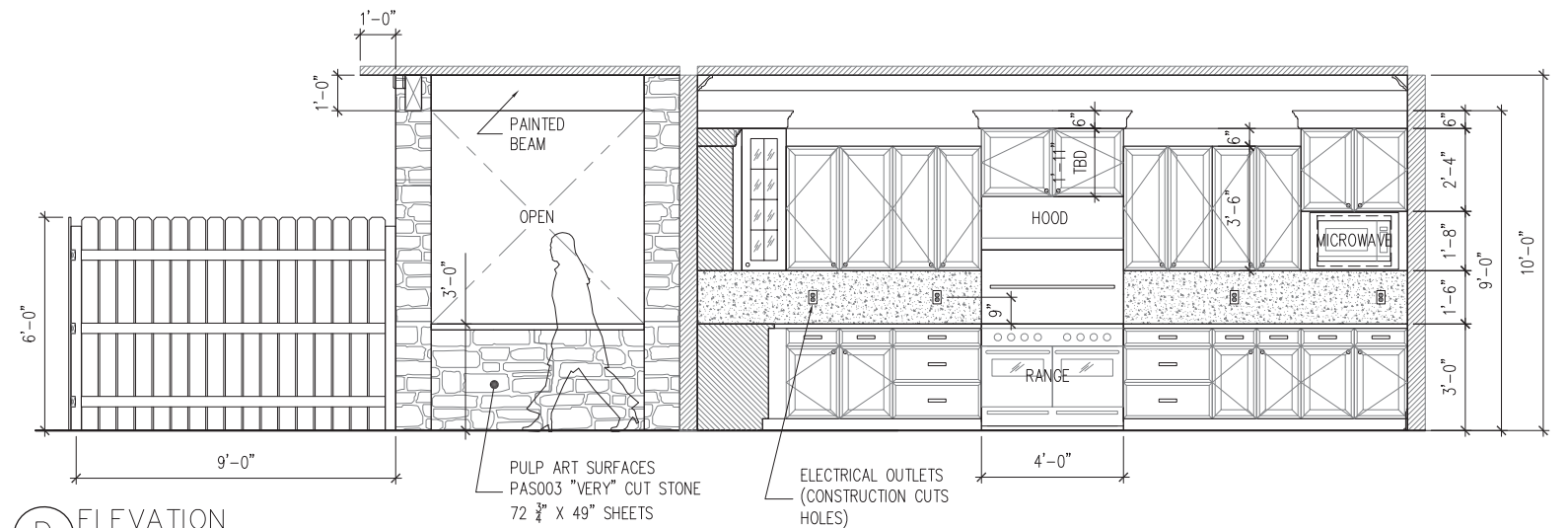
A ELEVATION
SCALE: 3/8" = 1'-0"



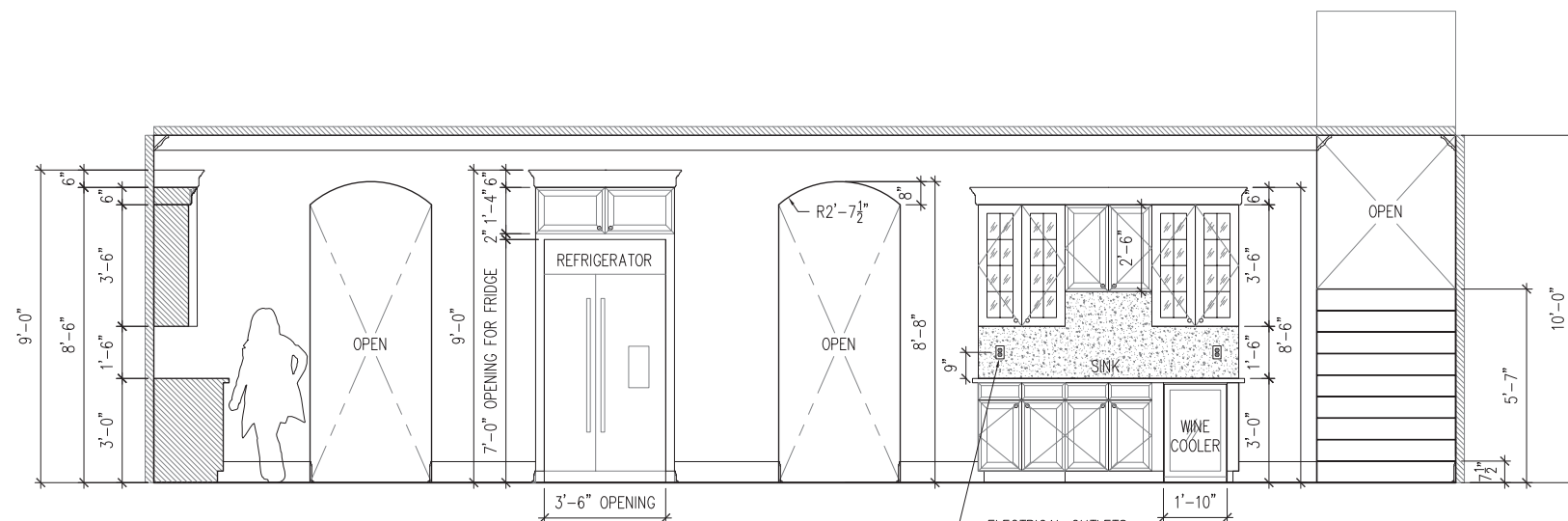
B ELEVATION
SCALE: 3/8" = 1'-0"



C ELEVATION
SCALE: 3/8" = 1'-0"



D ELEVATION
SCALE: 3/8" = 1'-0"



E ELEVATION
SCALE: 3/8" = 1'-0"

REVISED 05-01-2024 1200



| THE CHI SEASON 7 | | PRODUCTION DESIGNER: RENDALL BENNETT ART DIRECTOR: MARY PINGREE CONSTRUCTION COORDINATOR: AARON AKINS SET DECORATOR: LISA WOLFF | |
|------------------|------------------|--|------------|
| SET: | ALICIA'S KITCHEN | EPISODE: | AK |
| DRAWING: | ELEVATIONS | SCALE: | AS SHOWN |
| LOCATION: | STAGE 31 | DRAWN BY: | C BAURLEY |
| | | DATE: | 05-01-2024 |
| | | | SHEET: 4 |

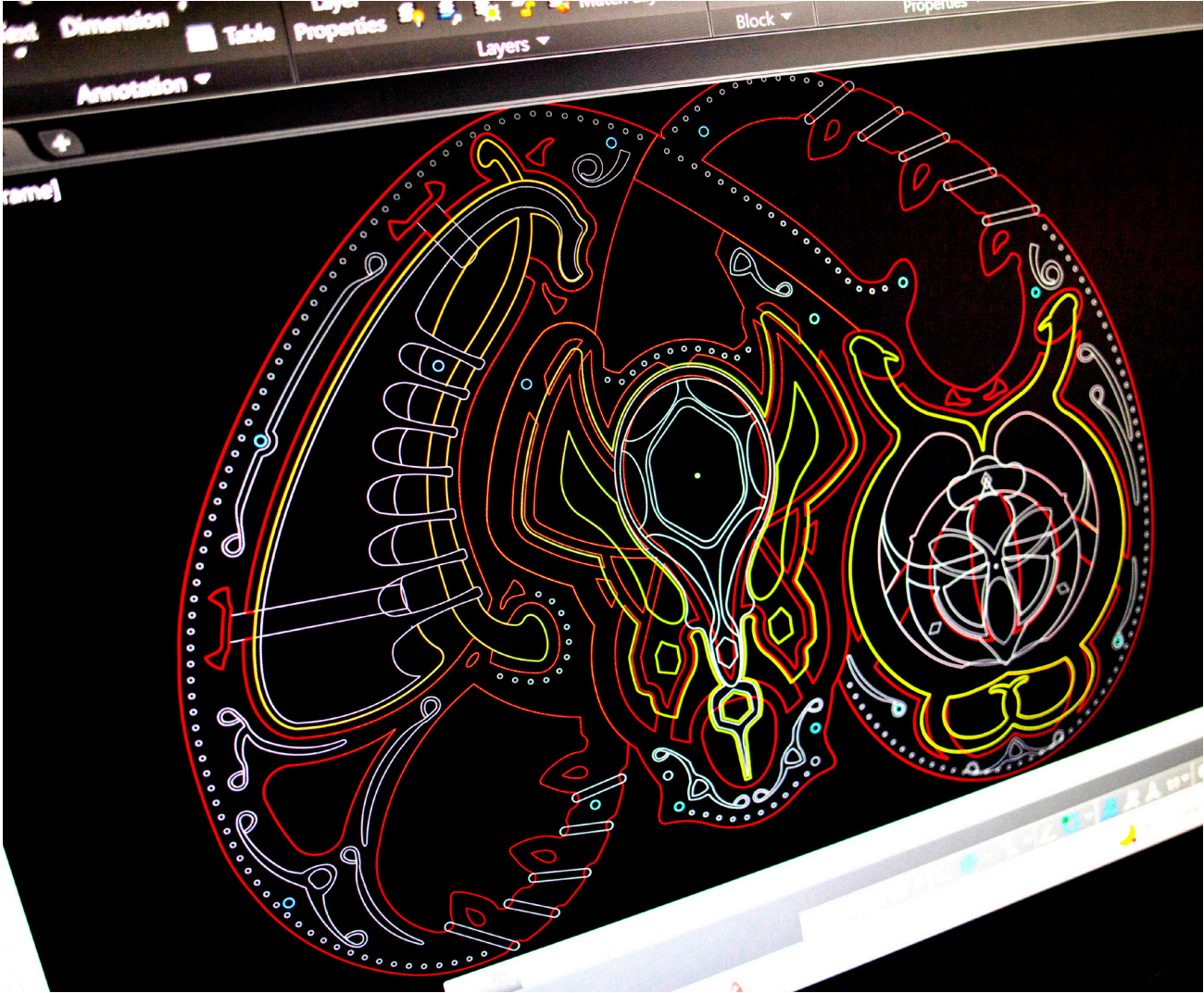


Three key props were designed to travel attached to the camel's side. To achieve this, a custom carrying satchel was created with individual compartments to securely stow each item.

The templates for these three props had already been designed in AutoCAD. Consequently, the satchel's design was also generated digitally and then laser-cut from interlocking MDF pieces. The components were assembled with glue and sealed with an epoxy coating for durability. Finally, ropes and edging were threaded through laser-cut holes, and a scenic paint finish provided a rustic aesthetic.

PAINT DRAWDOWN

| | | | |
|---------|---|------------|--|
| BASE | RUST-OLEUM Chalked ultra matte 329194 Cocoa Bean | HIGHLIGHTS | Americana Decor Chalky Finish Color: Lace |
| | | | |
| MIDTONE | PPG Flat Int/ Ext PPG 1069-5 Honey Graham | HIGHLIGHTS | FolkArt Home Decor Chalk 34159 Color: Irish (green) |
| | | | |



NOTE:
THIS VIEW IS SHOWN IN A
"NEUTRAL" POSITION FOR
DRAWING CLARITY ONLY.
REFER TO SHEET X FOR FINAL
'POSED' POSITION.

3'-0"
2'-0"
1'-3 1/2"
1 1/2"
RAISED 1/8"
FLANGE DETAIL
NOTCHED RING
6"
1
-
MMC6055K45
ZINC SQUARE THROUGH
HOLE KNOB (PAINTED)
2 1/2"
MCMasterCARR
720BN13 DRUM CONE
(PAINTED STEEL)
1/2" STEEL ARMS
(WATERJET)
5/8"-8 THREADED ROD
(DECORATIVE)
MMC 6333K11
BLACK-OXIDE STEEL
KNURLED KNOB W/ SET
SCREW (QTY 4)
ESCUTHEON PLATE
MCMasterCARR 4567K17 PLATE
STEEL, FOR 2" PIPE (QTY 4)
CUSTOM OVERSIZED
COMPASS W/ LED
LIGHTING, GRAPHIC &
NEEDLE
(NON MOVING)
8"
Ø4'-0"
R1'-10 1/2"
3"
6 1/2"
10 1/2"
RAISED 1/8"
PLATES W/
RIVET DETAILS

NEUTRAL POSITION
ELEVATION
SCALE: 3" = 1'-0"

A technical drawing of a compass rose. It features a circular face with eight points. The outer ring is divided into eight equal segments by small circles. The inner ring is divided into eight equal segments by small circles. The center of the compass rose is marked with a small circle. A dimension line above the compass rose indicates a diameter of 8 inches.

Technical drawing showing a cross-section of the lighting assembly. The drawing includes the following labels and dimensions:

- LED STRIP LIGHT AROUND CIRCUMFERENCE OF RING (UP-LIGHTING SEXTANT)
- STACKED CNC CUT MDF PAINTED
- 2 1/2"
- 1/2"
- 1/2"

2 1/2"

CUT DUPLICATE FLANGE BOLT TO CONE (VISIBLE)

MCMASTERCARR 7208N13 DRUM CONE (PAINTED STEEL)

3 1/2"

CHASE ELECTRICAL THROUGH CENTER PIPE

— RING DRAWN IS COMPOSED OF 2 SLICES OF A 4' DIA. FIBERGLASS SPHERE. VENDOR TO DETERMINE OWN FABRICATION METHOD.

Technical drawing of a circular structure, likely a compass or a similar instrument, showing a top-down view. The structure is circular with a central hub and a raised ring detail. It is supported by four wheels or casters. The drawing includes various dimensions and labels:

- COMPASS (ABOVE)**: Label for the central circular component.
- 22.5°**: Angle dimension for the compass component.
- RAISED 1/4" RING DETAIL**: Label for the outer ring.
- DOMED RIVET HEADS**: Label for the rivets on the ring.
- NOTCHED**: Label for the notched section of the ring.
- 2" - 5 3/8"**: Dimension for the notched section.
- 2" - 9"**: Dimension for the overall width of the structure.
- 2"**: Dimension for the central hub.
- 4 1/2"**: Dimension for the wheel assembly.
- 8 1/2"**: Dimension for the overall diameter of the structure.
- 0" OD PIPE**: Label for the pipe dimensions.
- A** and **B**: Section markers for cross-sections.

[illegible]

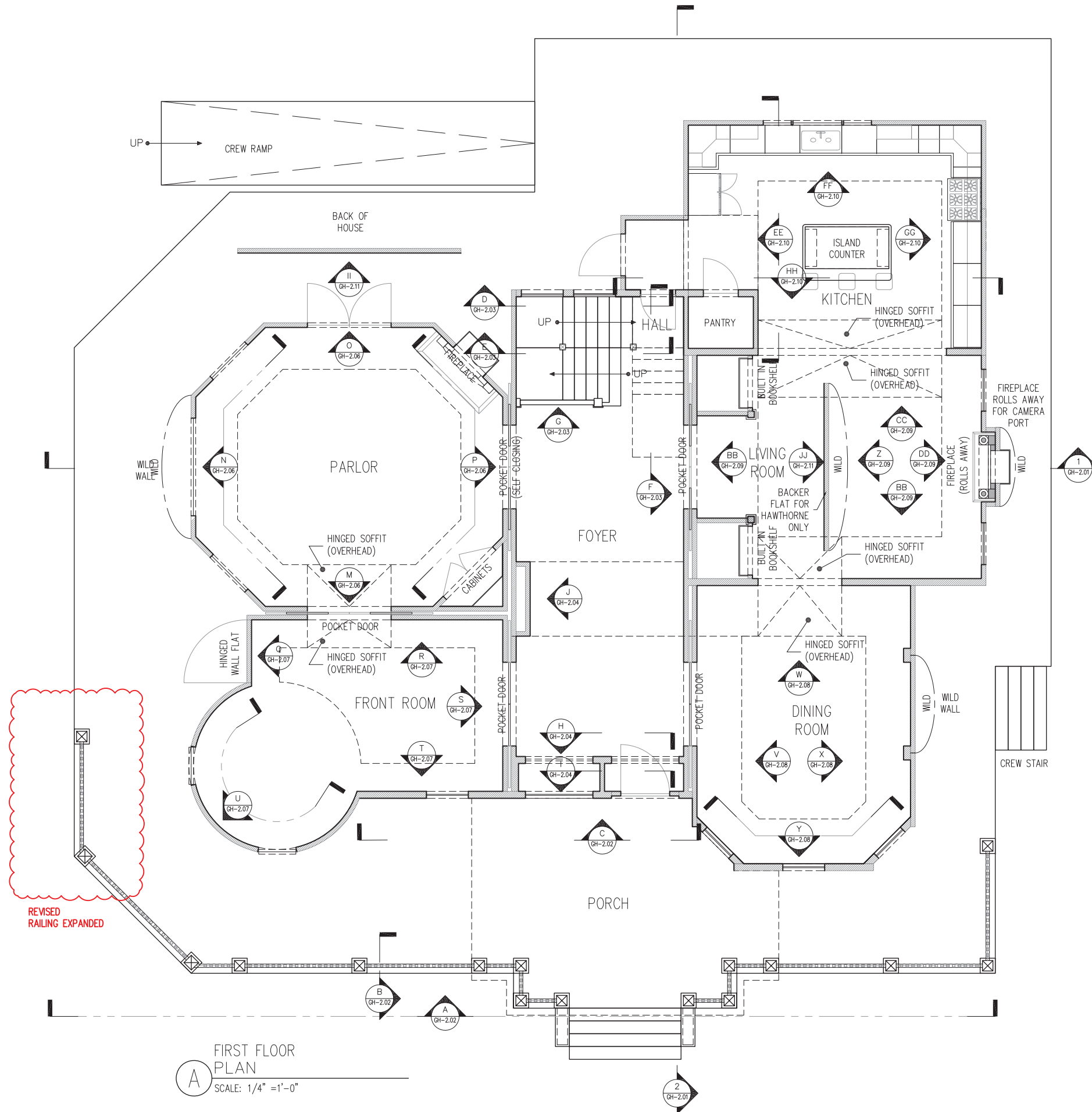
P617

| |
|---------------|
| Drawing Title |
|---------------|

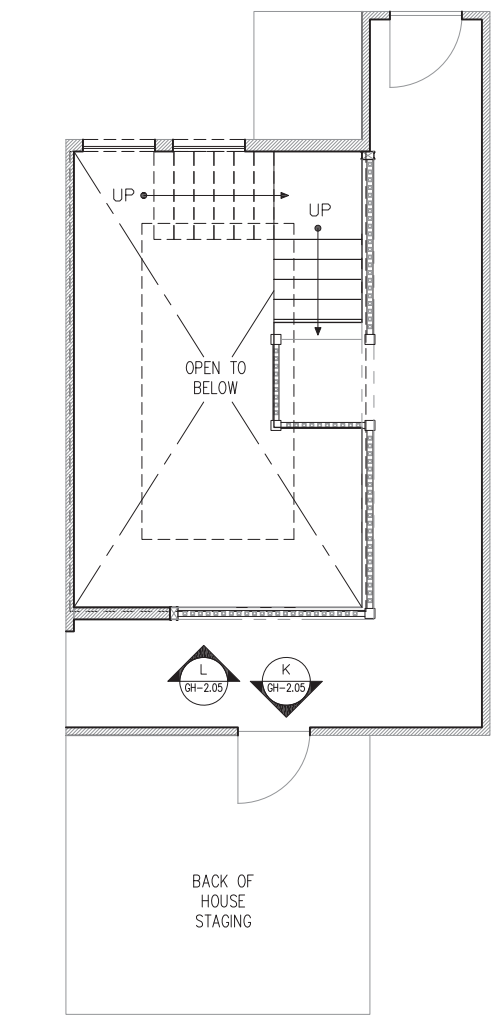
Scale AS SHOWN

| | | |
|----------|-------------|------|
| FAC. NO. | Drawing No. | Rev. |
| | SS-1.02 | |

01-01-2022




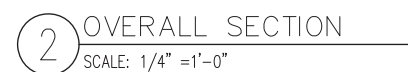
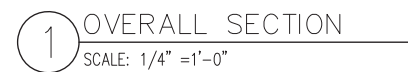
A FIRST FLOOR PLAN
SCALE: 1/4" = 1'-0"




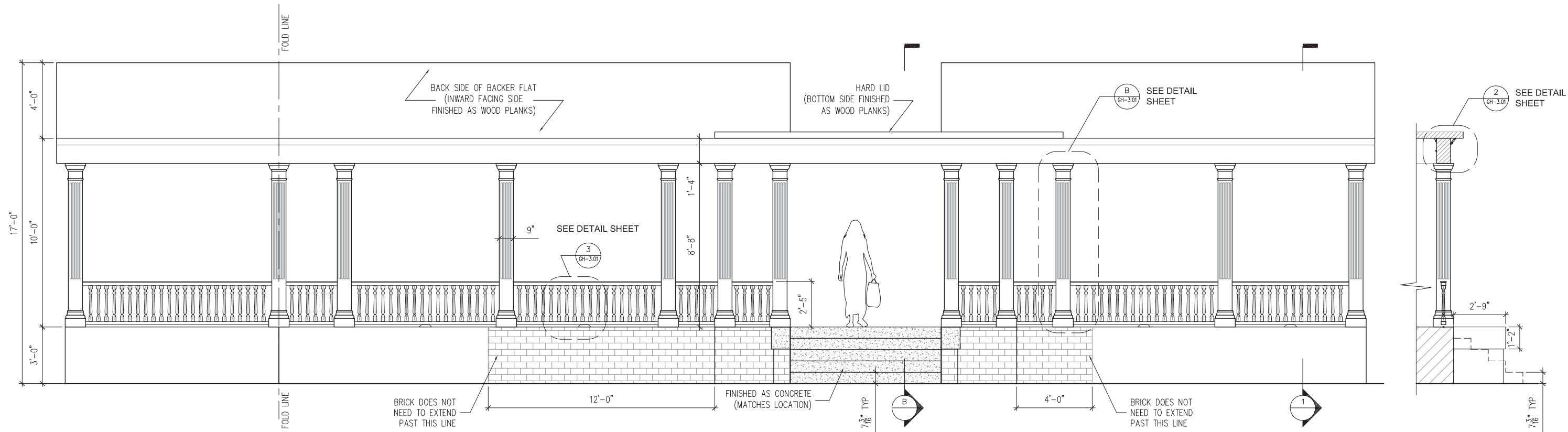
B MEZZANINE LEVEL PLAN
SCALE: 1/4" = 1'-0"

REVISION 'B' 9-17-2021

| | | | |
|---|---|---|--------------------------------|
|  | DIRECTOR JEFF WADLOW | SUP. ART DIRECTOR MARK DILLON | SET #: 400 |
| | PRODUCTION DESIGNER MICHAEL PERRY | ART DIRECTOR JASON VICTOR | SHEET #: GH-1.01 |
| | SET NAME: GORDON HOUSE | SCALE: AS SHOWN | |
| | DRAWING NAME: KEY PLAN | DATE: 09/17/2021 | |
| | DRAWN BY: CRAIG BAURLEY | LOCATION: STAGE 10 | |
| APPROVED: _____ | | | |

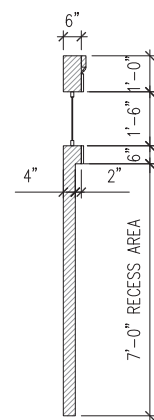


| | | | | | |
|---|---|-------------------------------|---|--|---------------------------|
|  | DIRECTOR JEFF WADLOW | | SUP. ART DIRECTOR MARK DILLON | | SET # : 400 |
| | PRODUCTION DESIGNER MICHAEL PERRY | | ART DIRECTOR JASON VIGOR | | |
| | SET NAME : GORDON HOUSE | SCALE : AS SHOWN | SHEET # : GH-2.01 | | |
| | DRAWING NAME : SECTIONS | DATE : 09/17/2021 | | | |
| DRAWN BY : CRAIG BAURLEY | | LOCATION : STAGE 10 | | | |
| APPROVED : | | | | | |

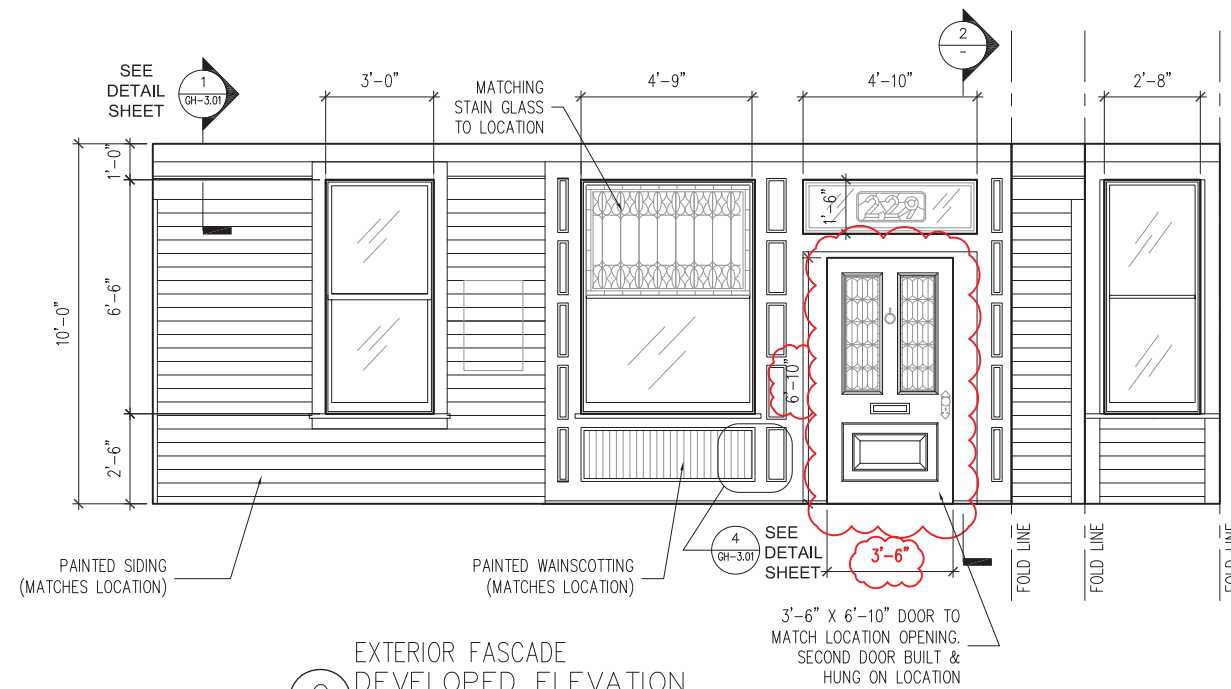


A EXTERIOR FASCADE
DEVELOPED ELEVATION
SCALE: 3/8" = 1'-0"

B EXTERIOR FASCADE
SECTION
SCALE: 3/8" = 1'-0"




2 EXTERIOR FASCADE
SECTION
SCALE: 3/8" = 1'-0"

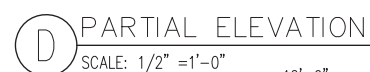



C EXTERIOR FASCADE
DEVELOPED ELEVATION
SCALE: 3/8" = 1'-0"

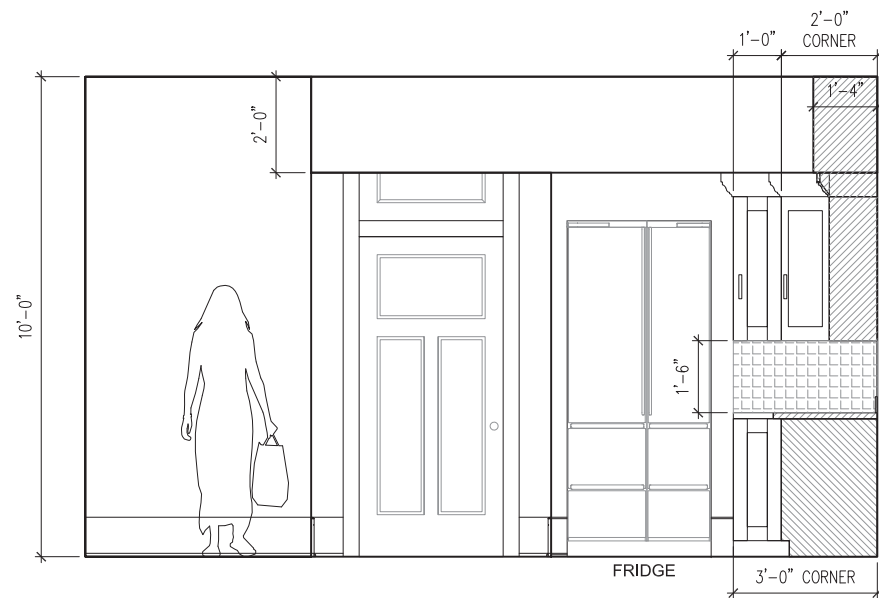
1 EXTERIOR FASCADE
SECTION
SCALE: 3/8" = 1'-0"

REVISION 'C' 9-20-2021

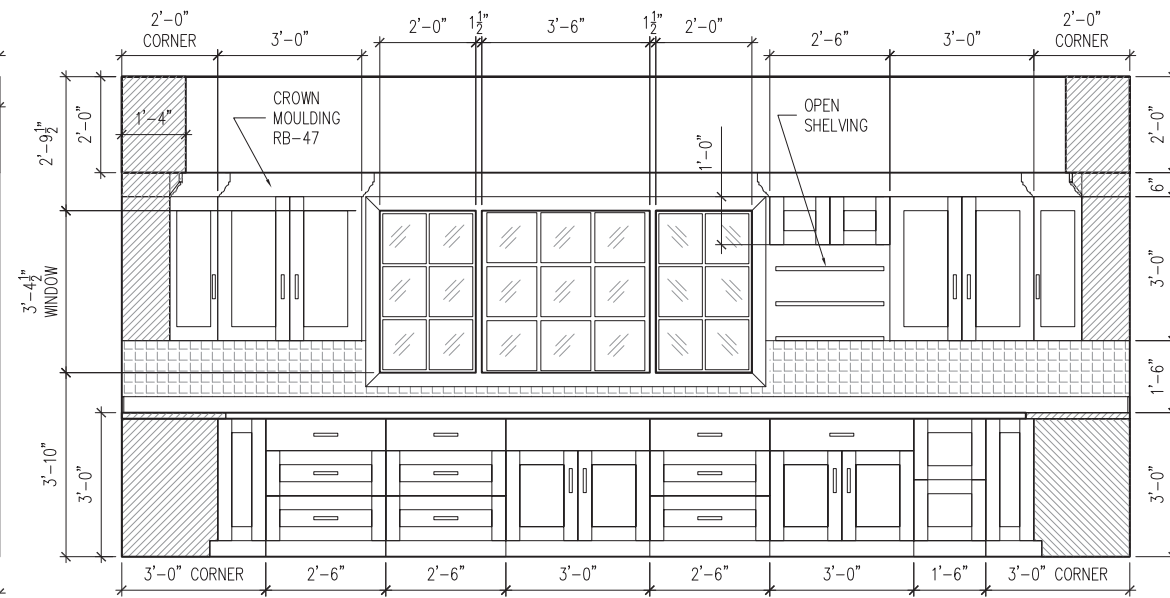
| | | | | |
|---|--|---|---|--------------------------------|
|  | | DIRECTOR JEFF WADLOW | SUP. ART DIRECTOR MARK DILLON | SET #: 400 |
| | | PRODUCTION DESIGNER MICHAEL PERRY | ART DIRECTOR JASON VIGOR | |
| SET NAME: GORDON HOUSE | | SCALE: AS SHOWN | | SHEET #: GH-2.02 |
| DRAWING NAME: SECTIONS | | DATE: 09/20/2021 | | |
| DRAWN BY: CRAIG BAURLEY | | LOCATION: STAGE 10 | | |
| APPROVED: _____ | | | | |



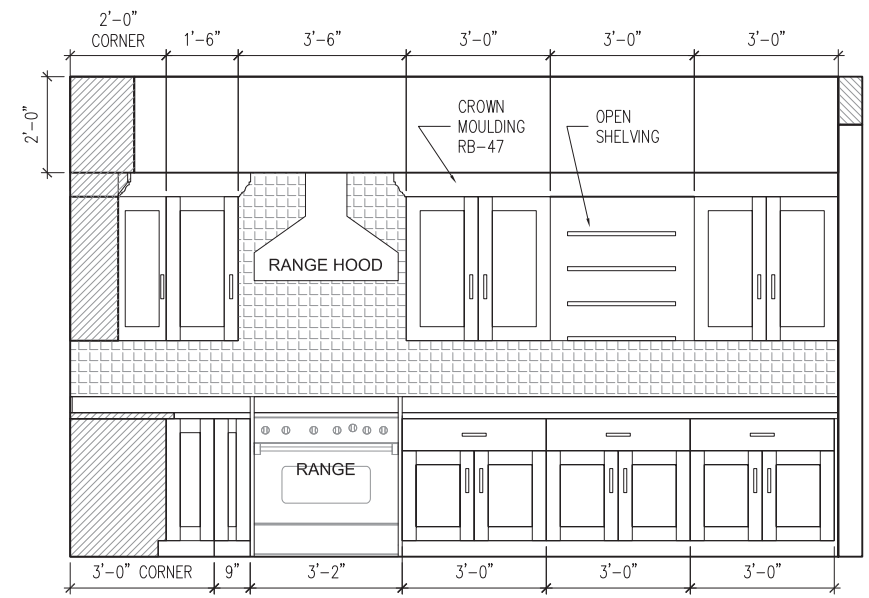
| | | | | |
|---|---|--------------------------|---|---------------------------|
|  | DIRECTOR JEFF WADLOW | | SUP. ART DIRECTOR MARK DILLON | SET # : 400 |
| | PRODUCTION DESIGNER MICHAEL PERRY | | ART DIRECTOR JASON VIGOR | |
| | SET NAME : GORDON HOUSE | SCALE : AS SHOWN | SHEET # : GH-2.03 | |
| | DRAWING NAME: FOYER STAIR | DATE : 10/06/2021 | | |
| DRAWN BY : CRAIG BAURLEY | LOCATION : STAGE 10 | | | |
| APPROVED: | | | | |



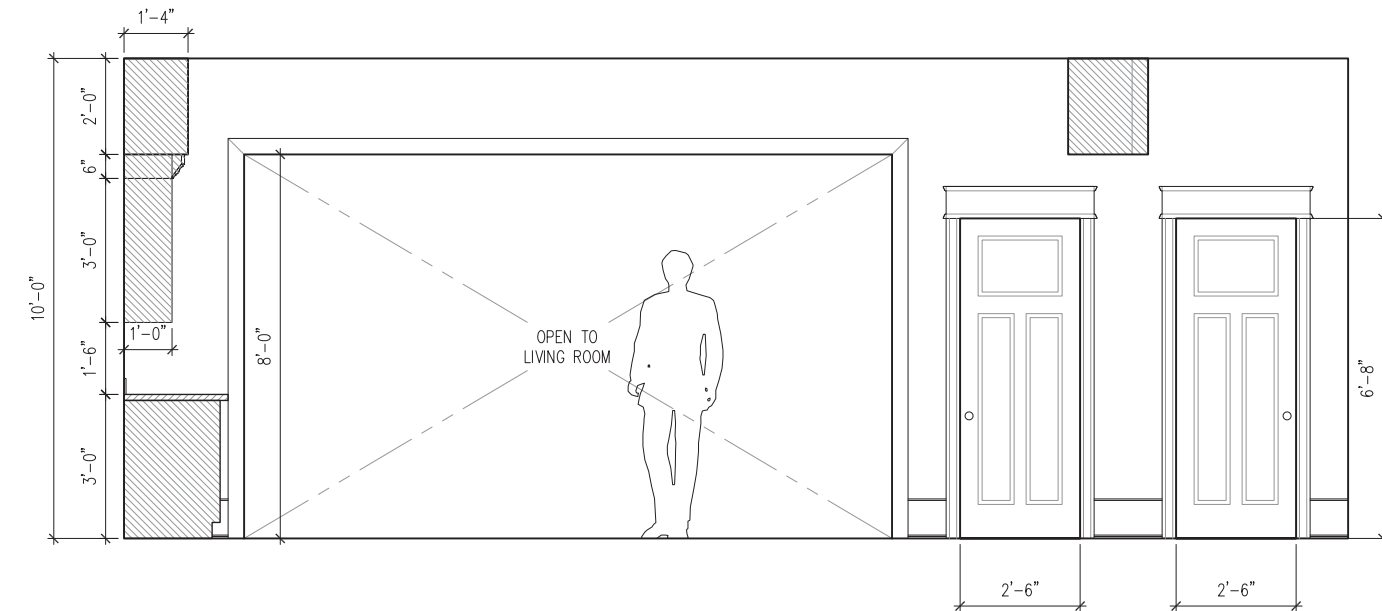
EE ELEVATION
SCALE: 1/2" = 1'-0"



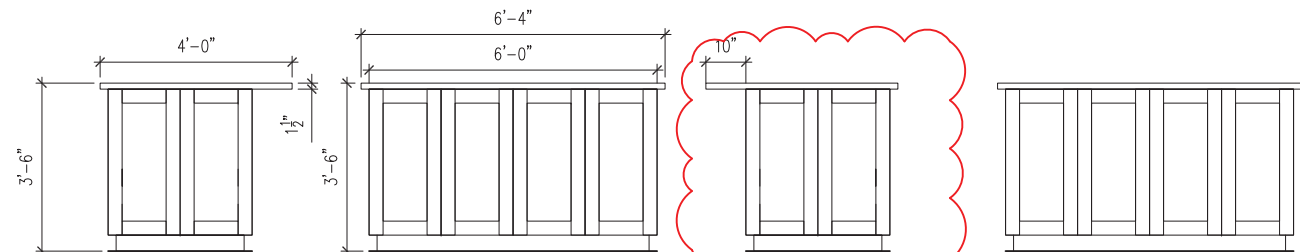
FF ELEVATION
SCALE: 1/2" = 1'-0"



GG ELEVATION
SCALE: 1/2" = 1'-0"



HH ELEVATION
SCALE: 1/2" = 1'-0"



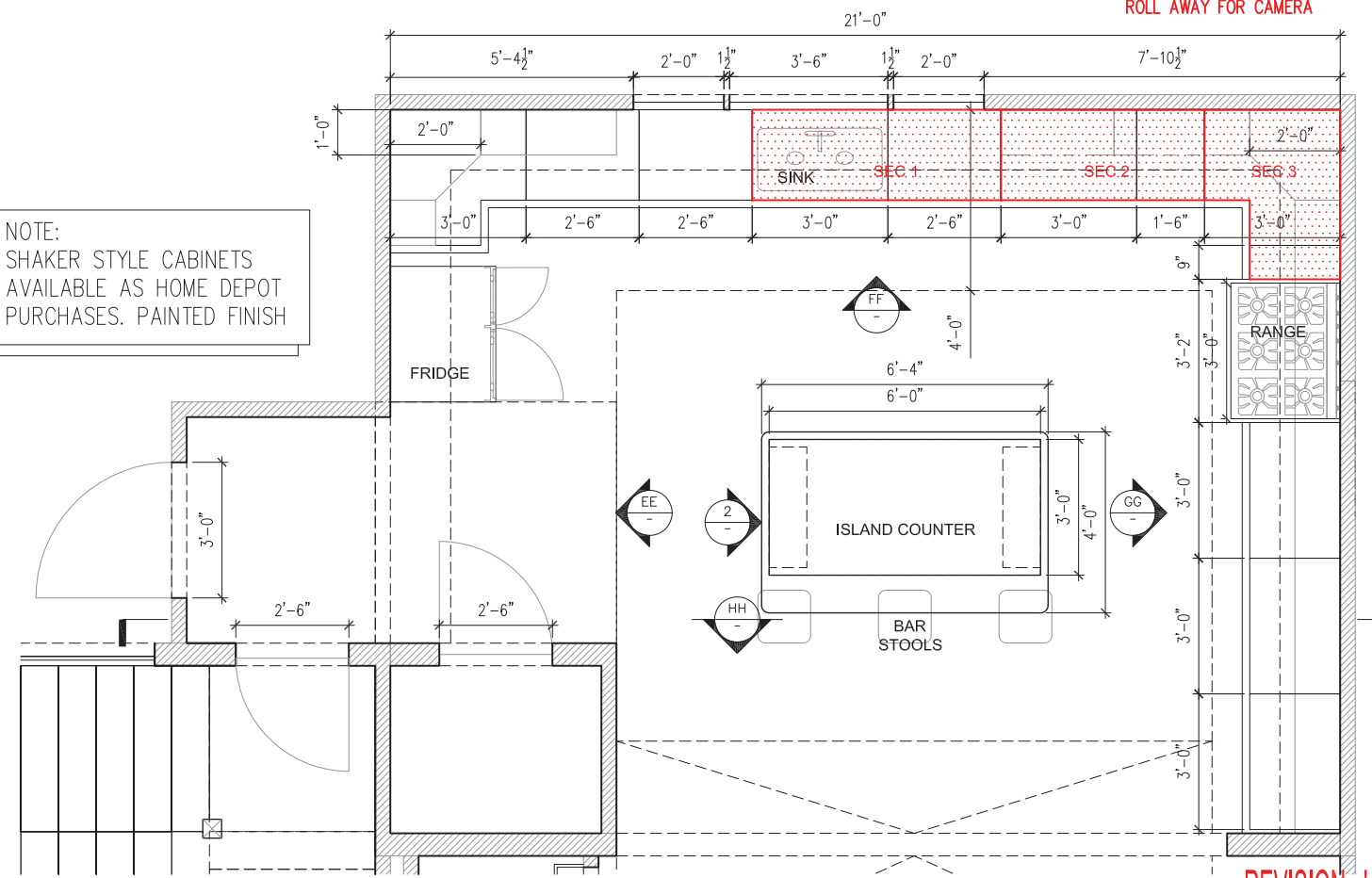
2 ELEVATION
SCALE: 1/2" = 1'-0"

3 ELEVATION
SCALE: 1/2" = 1'-0"

4 ELEVATION
SCALE: 1/2" = 1'-0"

5 ELEVATION
SCALE: 1/2" = 1'-0"


NOTE:
SHAKER STYLE CABINETS
AVAILABLE AS HOME DEPOT
PURCHASES. PAINTED FINISH

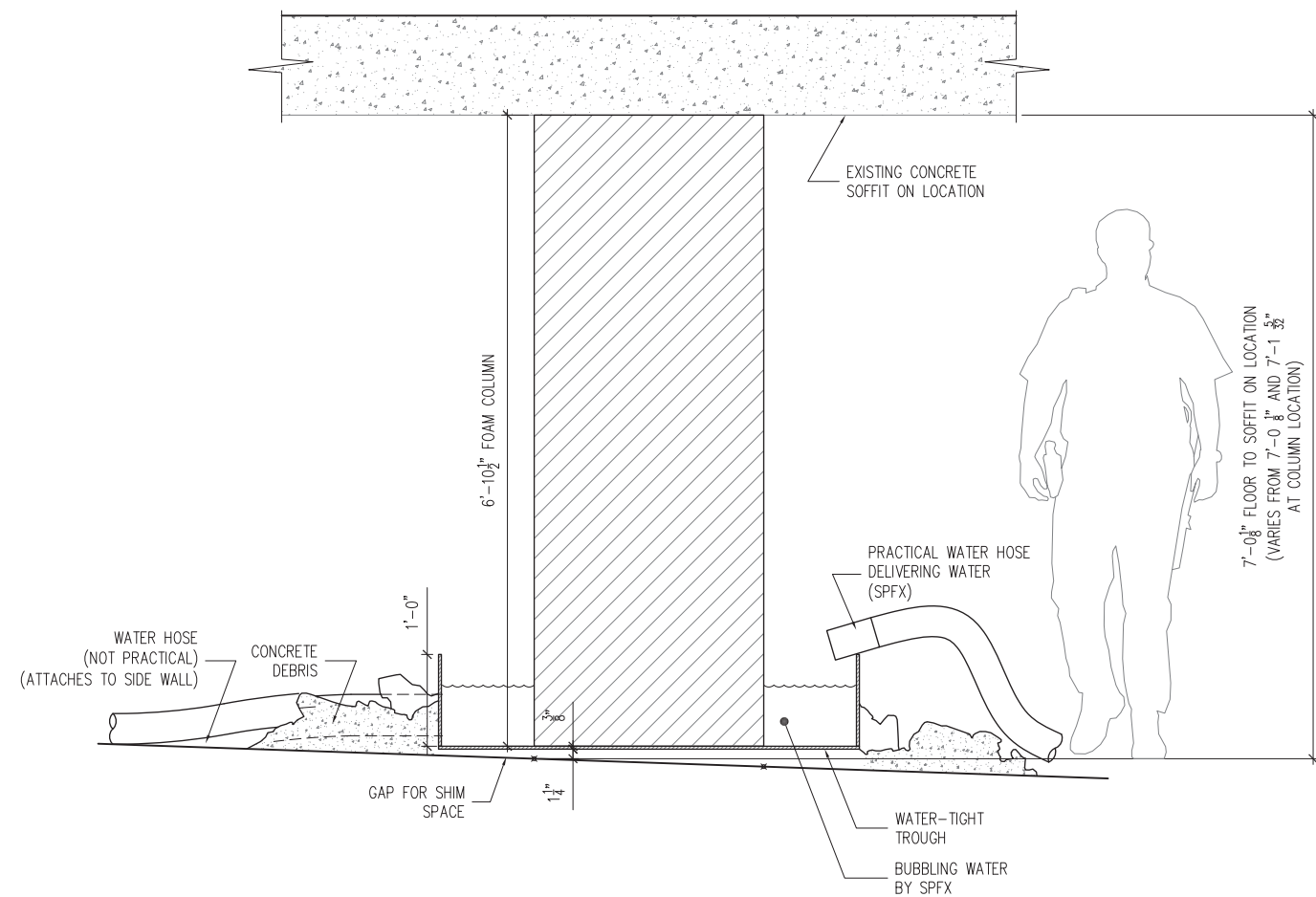


1 PARTIAL PLAN
SCALE: 1/2" = 1'-0"

BASE CABINETS NOTED
SEC 1, SEC 2 & SEC 3
ROLL AWAY FOR CAMERA

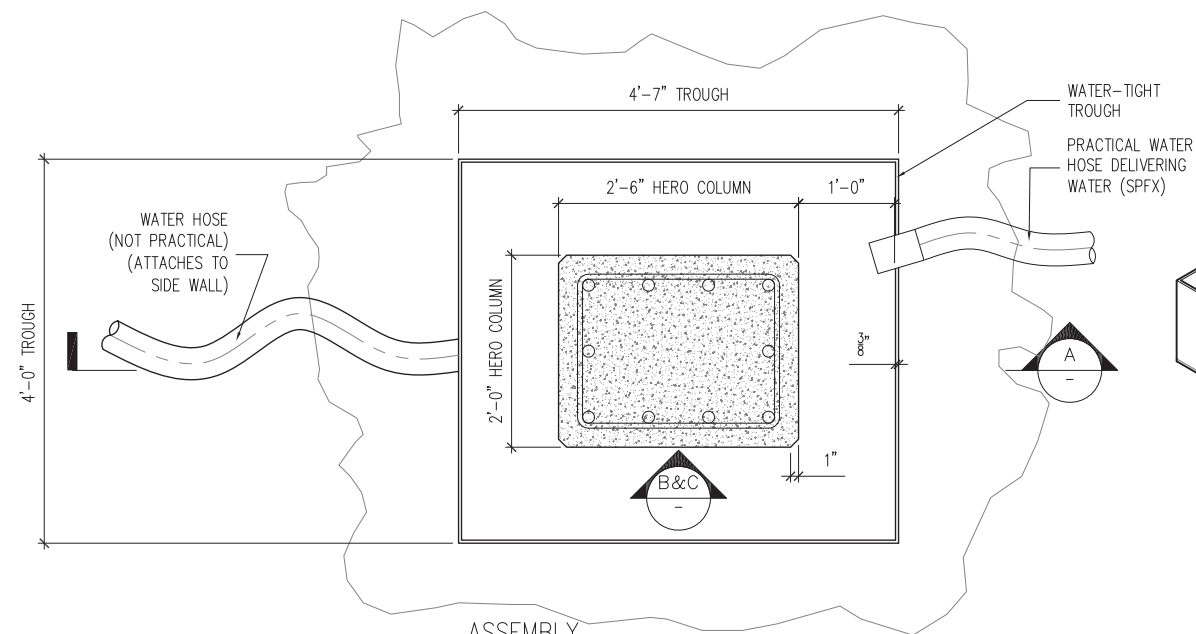
REVISION 'A' 9-17-2021

| | | | | | |
|---|---------------|------------------------------|----------------------------------|---------|-----|
|  | | DIRECTOR JEFF VADLOVY | SUP. ART DIRECTOR MARK DILLON | SET #: | 400 |
| PRODUCTION DESIGNER MICHAEL PERRY | | ART DIRECTOR JASON VIGTOR | | GH-2.10 | |
| SET NAME: | GORDON HOUSE | SCALE: | AS SHOWN | | |
| DRAWING NAME: | KITCHEN ELE | DATE: | 09/17/2021 | | |
| DRAWN BY: | CRAIG BAURLEY | LOCATION: | STAGE 10 | | |
| APPROVED: | | | | | |

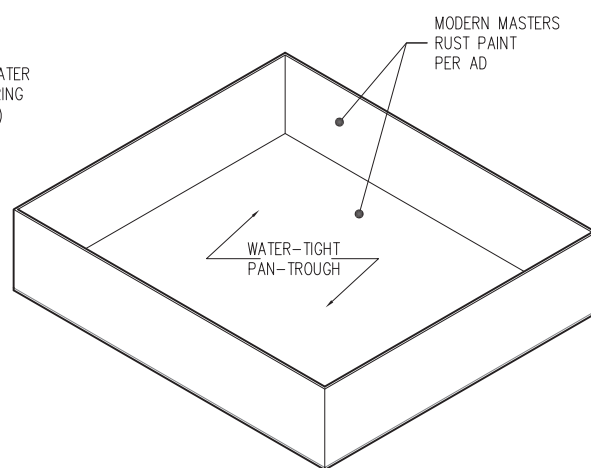


A ASSEMBLY SECTION
SCALE: 1" = 1'-0"

BUILD TOTAL OF:
ONE (1) HERO COLUMN &
ONE (1) TRAY-TROUGH
(WATER-TIGHT)

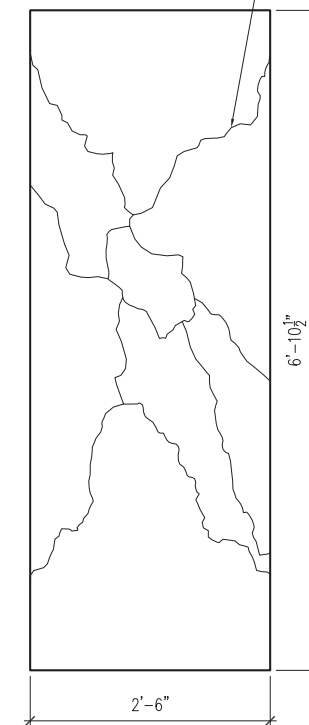


1 ASSEMBLY PLAN
SCALE: 1" = 1'-0"



D PAN-TROUGH ISOMETRIC
SCALE: 1" = 1'-0"

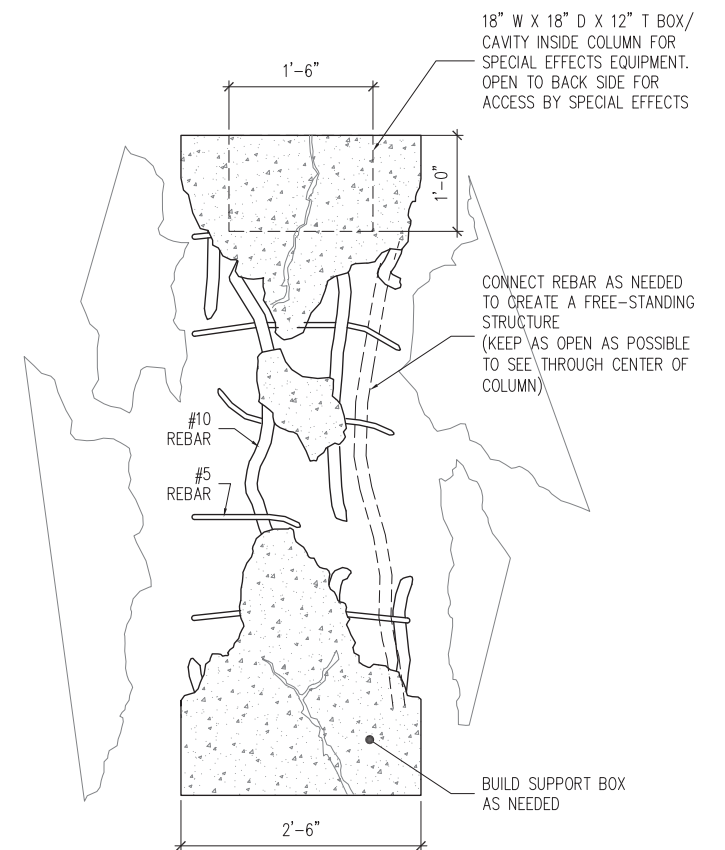
PIECES ASSEMBLE TO CREATE COMPLETE COLUMN.
SEAMS/ CRACKS TO BE ERASED IN POST PRODUCTION



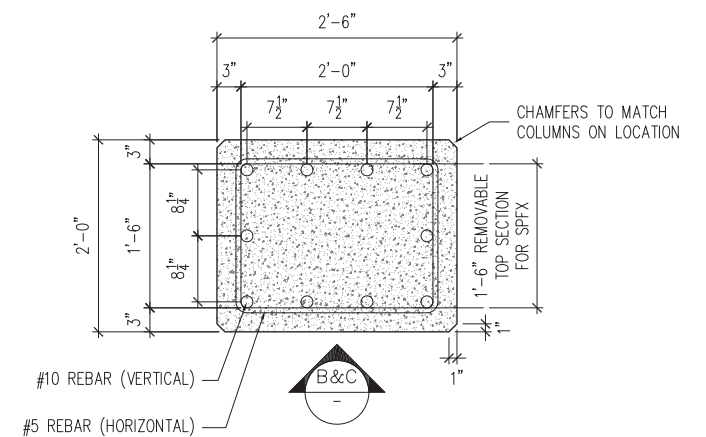
B HERO COLUMN - START POSITION ELEVATION
SCALE: 1" = 1'-0"

SPFX TO BREAK APART COLUMN
COLUMN PIECES MUST
BREAK-AWAY/ COLLAPSE ON CUE.
MUST RESET FOR MULTIPLE TAKES.

SCENIC COLUMN MUST BE A
FREE-STANDING STRUCTURE
NO MECHANICAL CONNECTIONS
MAY BE MADE TO FACILITY
SOFFIT.



C HERO COLUMN - END POSITION ELEVATION
SCALE: 1" = 1'-0"



2 HERO COLUMN PLAN
SCALE: 1" = 1'-0"

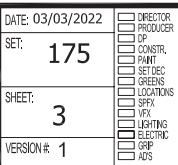
RELEASED 1-12-2022 1000

| | | | |
|--|--|--|------------------|
| | ART DIRECTOR: CASSIDY SHIPLEY | | DATE: 01/12/2022 |
| | DRAWN BY: CRAIG BAURLEY | | SET: 148 |
| | SCALE: AS SHOWN | | SHEET: 2 |
| | SET NAME: PARKING GARAGE | | VERSION #: 1 |
| | DRAWING TITLE: HERO COLUMN W/ PAN TROUGH | | |
| | LOCATION: 1075 PEACHSTREET ST NW | | |
| | DIGITAL FILE NAME: 148-02_HERO_GARAGE | | |

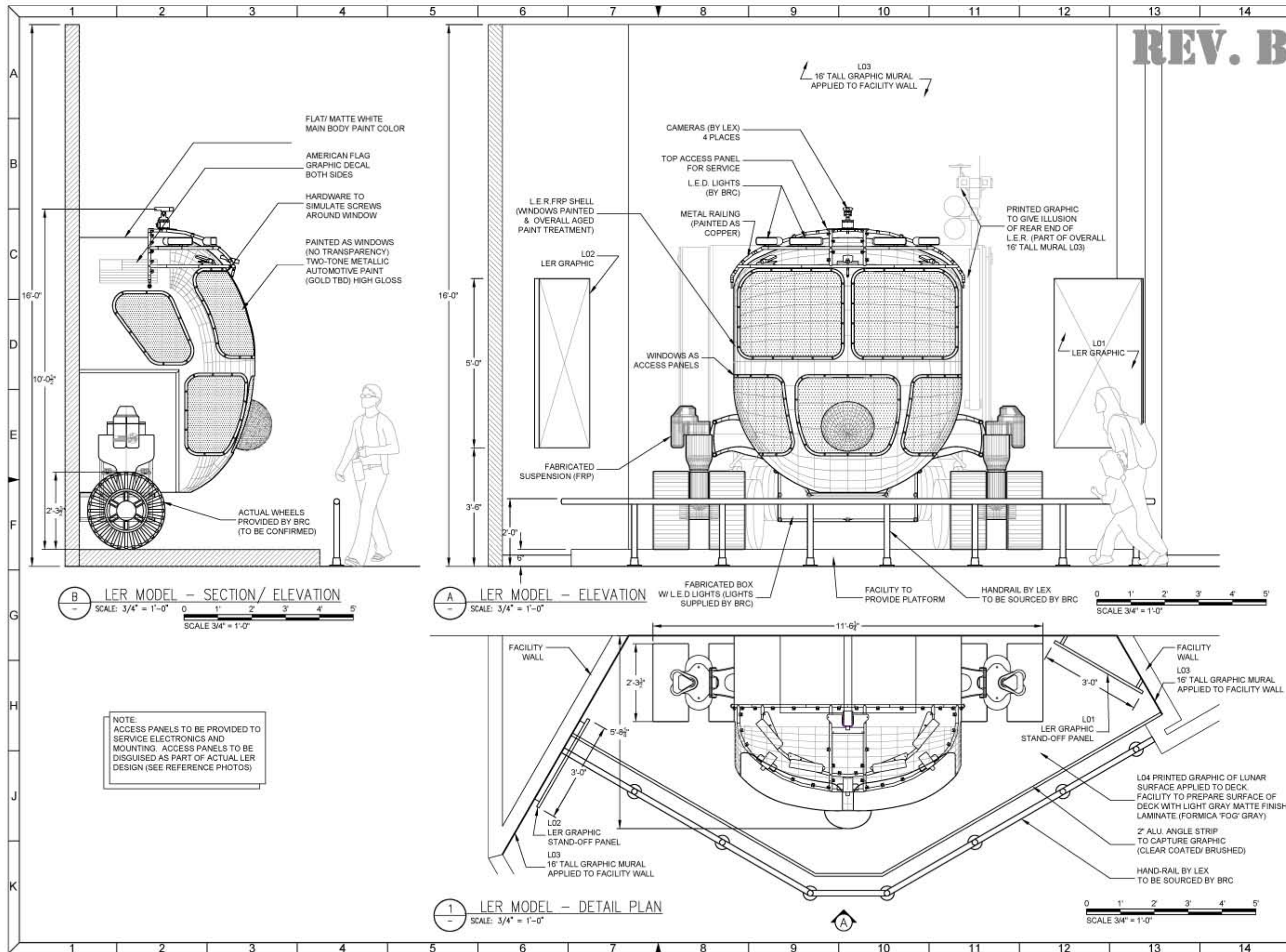


(SHADED AREAS ARE
CUSTOM BUILDS)

RELEASED 3-3-2022 1100



1/25/2009 Constellation Adventure BRC/Design/Drafts/Personnel/Kennedy/SS-620_LER.dwg 030 1/10/2009 1:43:31 PM cbailey, 1.1



REV. B



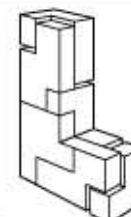
CLIENT
John F. Kennedy Space Center
KSC Visitor's Complex
Kennedy Space Center, FL 32899

DD PHASE
FOR DISCUSSION PURPOSES ONLY
NOT FOR CONSTRUCTION
10-JUNE-2009

NOTES:

-These drawings are issued for the purpose of communicating BRC-IA creative design intent. BRC-IA is not a licensed architectural or engineering firm and is relying on the client and their consultants for all elements to ensure personal and structural safety. BRC-IA assumes no responsibility for structural engineering, and safety or code compliance.

-These drawings are based on preliminary construction drawings provided by others. Architect and all trades must field verify all dimensions.



Lexington
12660 Branford Street
Los Angeles • CA 91331
818-768-5768
www.lex-usa.com

| REV | DATE | DESCRIPTION |
|-----|--------|-------------|
| - | -/-/00 | - |

| | |
|-------------|---------------------|
| PHASE | VISION |
| CHECKED | CB |
| DRAWN | 0387 |
| PROJECT NO. | 620 CHFC LER.dwg |
| CAD FILE | AS NOTED |
| SCALE | AS NOTED |
| SAVE DATE | 10-Jun-08 / 1:36 PM |
| PLOT DATE | 10-Jun-08 / 1:41 PM |

DRAWING TITLE
LER MODEL


FLOORSCENE
YOUR LIFE IN SPACE

BUILDING/ATTRACTION
**CONSTELLATION
MISSION TRACKING
CENTER**



2711 WINONA AVENUE
BURBANK, CA 91504
TEL: (818) 841-8084
FAX: (818) 841-4995

SHEET NO.
SS-620



Final Exhibit installed at Kennedy Space Center.



Fabrication/ Process shots at Lexington Design + Fabrication



DinoPlay @ Jurassic World
Universal Studios Hollywood

Served as Art Director to fully conceptualize and fabricate a multi-level immersive themed play experience. Developed overall design via 3D models, renderings and schematic drawing packages. Incorporated input from a variety of sources including corporate branding, engineers, architects and the department of building & safety. Insured a consistent vision by overseeing development of graphics, sculpting, scenic finishes, etc. with site visits and final approvals.

- ① Dinosaur Climber
- ② Base Camp Deck
- ③ Dig Site
- ④ Plank Bridge
- ⑤ Lookout Tower
- ⑥ V-Bridge
- ⑦ Box Climber
- ⑧ Wall Mural (Facility)



The Upper Observatory houses a collection of archaeological finds. Stereoscopic viewfinders take a close look at live dinosaurs. The fragile boxes house raptor claws, dinosaur eggs and an archeologist's tool kit.



The Dig Site is a multi-level work site where a variety of dinosaur bones are being discovered. Pages from the archeologist's notebook present sketches and clues to their origins and function.



Dinoplay Climber At the center of the play experience is giant stegosaurus rib-cage and skull with interconnected ropes and nets that form play structures. The surrounding area is a temporary scaffolding and excavation site. Visitors climb, crawl, discover, listen, learn and create throughout the experience.




The Observatory Tower acts as a connector between the rope bridges. It is decorated with more fossils and simulated raptor and t.rex vocalizations.



Developed Elevation - Base Camp



Developed Elevation - Dig Site



100% DES.DEV.
SHOW SET PKG.
SCS. 02, 03, 04, 05,
06, 08, 10, 11
20 JUNE, 2008

Architect's/Engineer's Stamp

[illegible]

| | |
|---------------|-------------|
| Checked JH | |
| Drawn | Date |
| RLW/CB | 06/16/2008 |
| CADD File | |
| | D-04-06.dwg |
| Project | |

STRONGARM

Building/Attraction

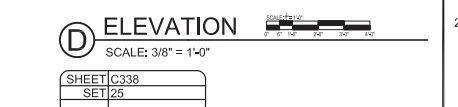
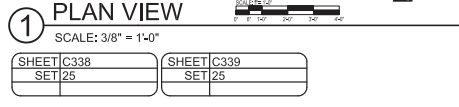
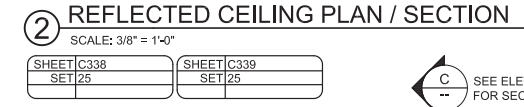
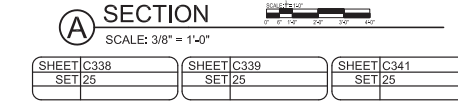
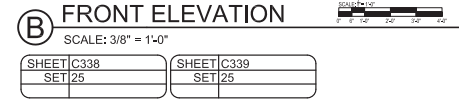
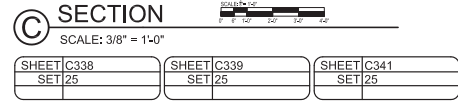
BUILDING 245

Drawing Title
SCENE 4
DETAILS: BRIDGE GATEHOUSE

Scale $3/8" = 1'-0"$

| | | |
|-------------|-------|---|
| Drawing No. | Sheet | Rev. |
| D-04-06 | |  |


ORIGINAL DRAWING SIZE IS 42" WIDE x 30" TALL



NOTE:

- 1) FOR ADD'L DESIGN INTENT INFO. REFER TO THE FOLLOWING ADDENDUM #1 SHEETS:
- 2) DEGREE OF AS STONE & WOOD DISTRESSED FINISH PER PHOTO REFERENCE

| | |
|-------------------------|--------------------|
| SHEET C338 | SHEET C341 |
| SET 25 | SET 25 |
| O.A. ELEV. / PLN. | CLNG. SECT. / DTL. |
| SHEET C339 | SHEET C342 |
| SET 25 | SET 25 |
| O.A. PLN. / EXT. ELEVS. | EXT. CLMN. DTL. |
| SHEET C340 | |
| SET 25 | |
| WDW. / WALL SECT. | |



12660 Branford Street
Los Angeles • CA 91331
818-768-5768
www.lex-usa.com

Architect's/Engineer's Stamp

| | |
|-----------|-------------|
| Checked | |
| JH | |
| Drawn | Date |
| CB | 06/16/2008 |
| CADD File | |
| | D-04-25.dwg |

| | | |
|-------------|-------|---|
| Drawing No. | Sheet | Rev. |
| D-04-25 | |  |





③ GREEN MAN MOTIF DETAIL
SCALE: 6" = 1'-0"



Scale AS NOTED
Drawing No. D-04-26 Sheet Rev. 

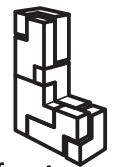


1000 Universal Studios Plaza
Lakewood Building
Orlando, Florida 32819



THIS DOCUMENT CONTAINS COPYRIGHTED MATERIAL
AND CONFIDENTIAL TRADE SECRET INFORMATION
BELONGING EXCLUSIVELY TO UNIVERSAL STUDIOS
INC. AND/OR ITS SUBSIDIARIES. UNAUTHORIZED
USE, DISCLOSURE, DISSEMINATION, OR DUPLICATION
OF ANY OF THE INFORMATION CONTAINED HEREIN
MAY RESULT IN LIABILITY UNDER APPLICABLE LAW.
© 2004 UNIVERSAL STUDIOS. ALL RIGHTS RESERVED.

LINE OF KEYHOLE



Lexington
12660 Branford Street
Los Angeles • CA 91331
818-768-5768
www.lex-usa.com

100% DES.DEV.
SHOW SET PKG.
SCS. 02, 03, 04, 05,
06, 08, 10, 11
20 JUNE, 2008

Architect's/Engineer's Stamp

| Rev. | Date | Appr. | Issues and Revisions |
|------|------|-------|----------------------|
| 1 | | | |
| 2 | | | |
| 3 | | | |
| 4 | | | |
| 5 | | | |
| 6 | | | |
| 7 | | | |
| 8 | | | |
| 9 | | | |
| 10 | | | |
| 11 | | | |
| 12 | | | |
| 13 | | | |
| 14 | | | |
| 15 | | | |
| 16 | | | |
| 17 | | | |
| 18 | | | |
| 19 | | | |
| 20 | | | |

Checked
JH
Drawn
CB
CADD File
Date
06/16/2008
Project
D-04-27.dwg

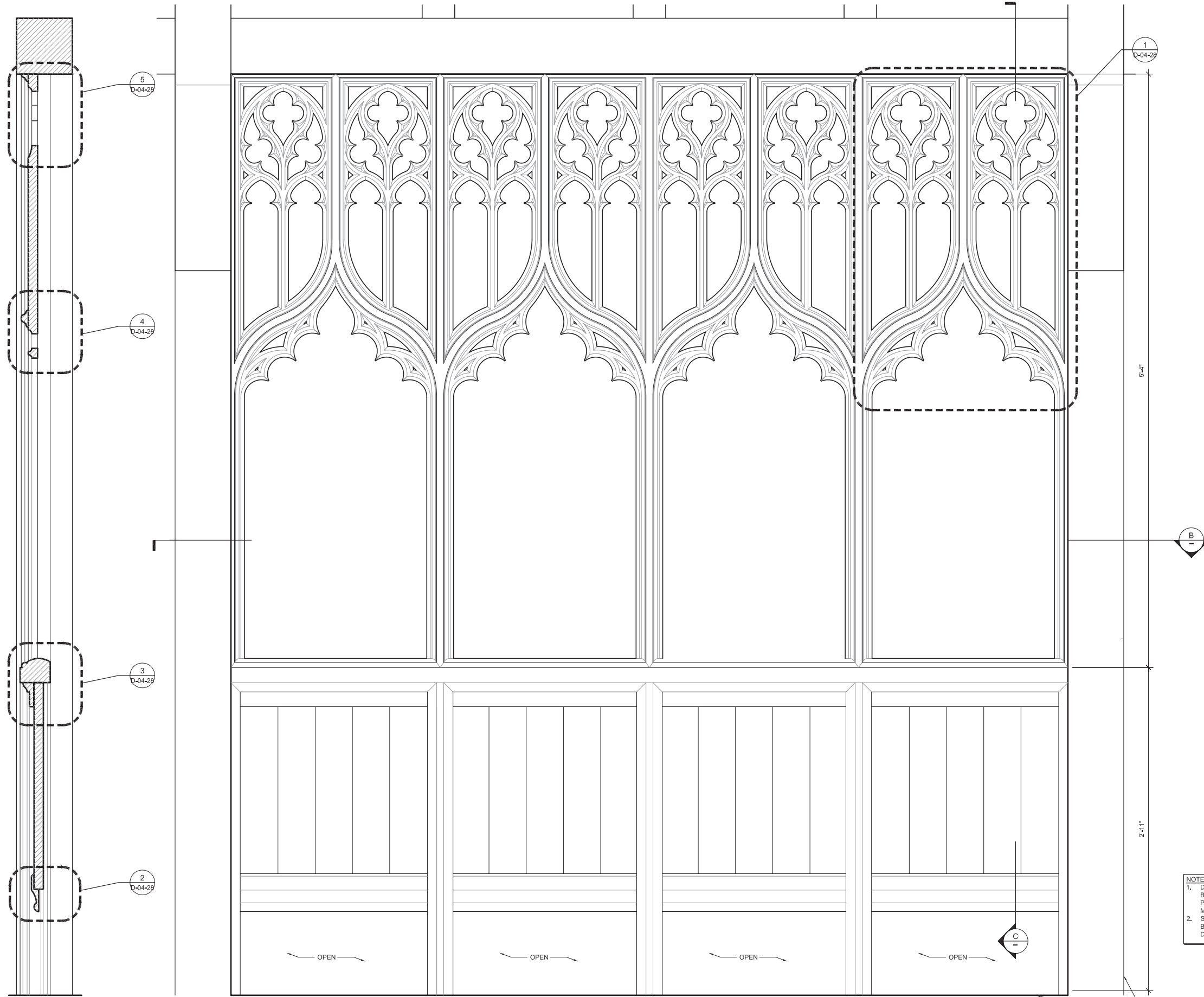
STRONGARM

Building/Attraction
BUILDING 245

Drawing Title
SCENE 4
BRIDGE SCREEN DETAILS
TYPE 2

Scale
AS NOTED


Drawing No.
D-04-27



NOTE:
1. DEGREE OF DISTRESSING TO
BOTH, TYPE 1 & TYPE 2 SCREEN
PANELS PER ART DIRECTOR &
MOVIE REFERENCE
2. SEE SHEETS D-04-21 & D-04-22 FOR
BOTH TRACK LEFT & RIGHT
DEVELOPED SCREEN SHAPES

(B) DETAIL SECTION

SCALE: 3" = 1'-0"



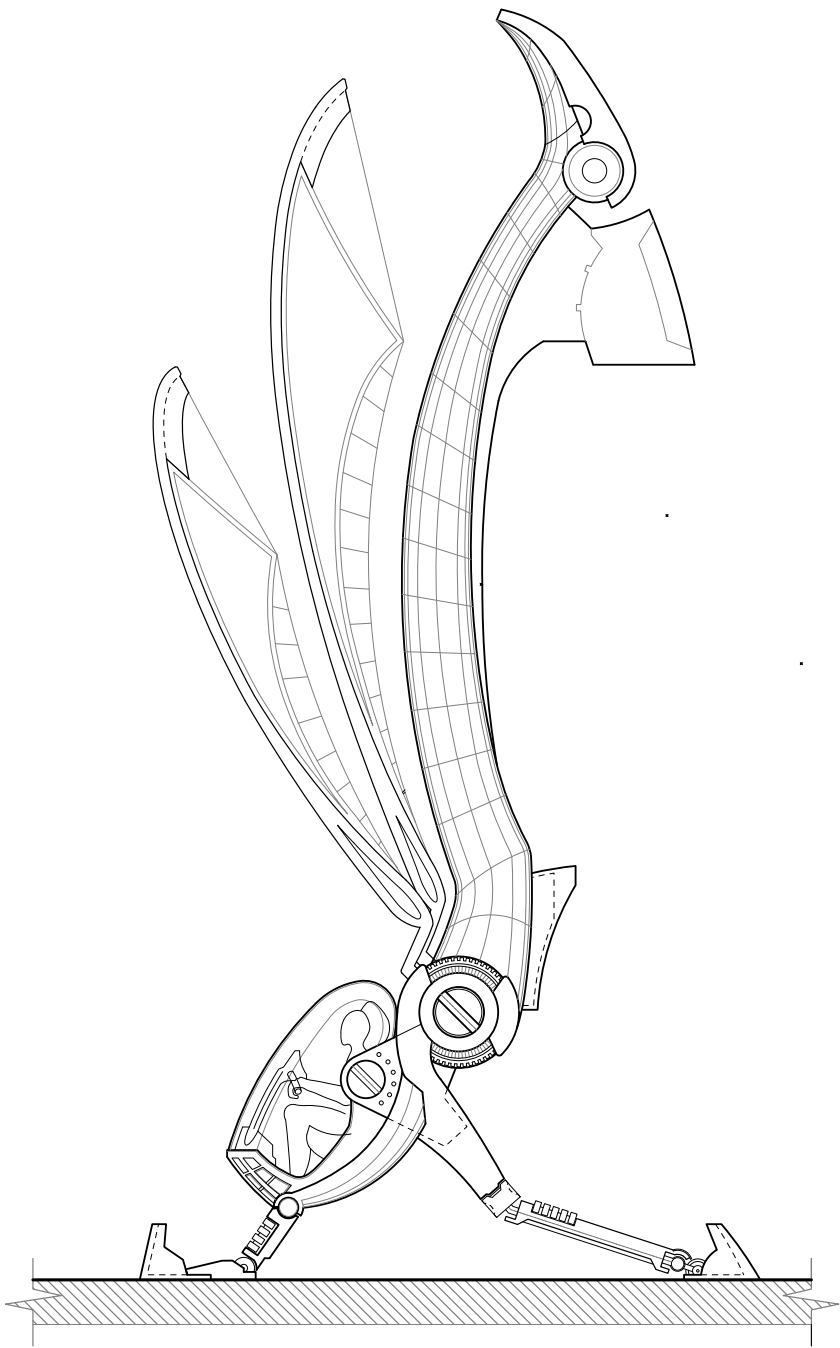
(A) DETAIL SCREEN TYPE 2: GOTHIC MOTIF

SCALE: 3" = 1'-0"



The Ornifly

Concept Design & Fabrication



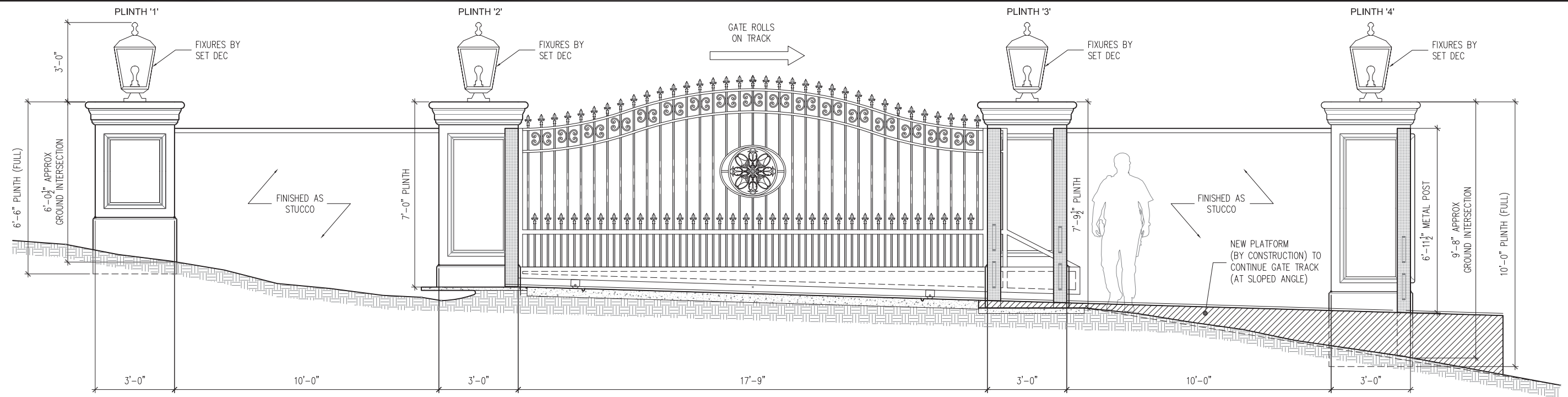
Design Premise

Nature has shown us flying insects with remarkable abilities to lift off, maneuver and land on diverse surfaces. These abilities far out-weigh anything man-kind has devised for flight. The ornithopter is an mechanical aircraft that mimics the flapping propulsion from a biological marvel, the dragonfly. Using a precise orchestration between the 4 wings, speed, roll, pitch & yaw are controlled with pinpoint accuracy and less energy consumption than propeller based machines.

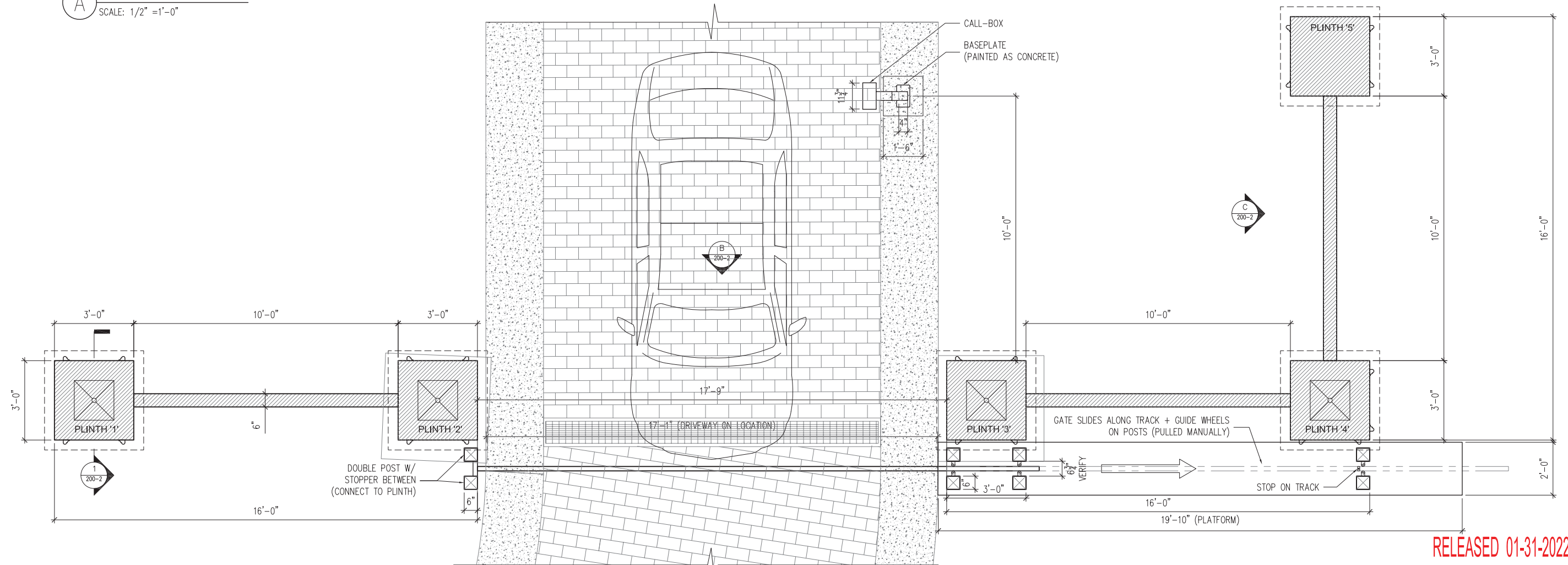


I built the 4' tall prototype as a physical model. It was hand carved in foam & clay then cast in fiberglass.





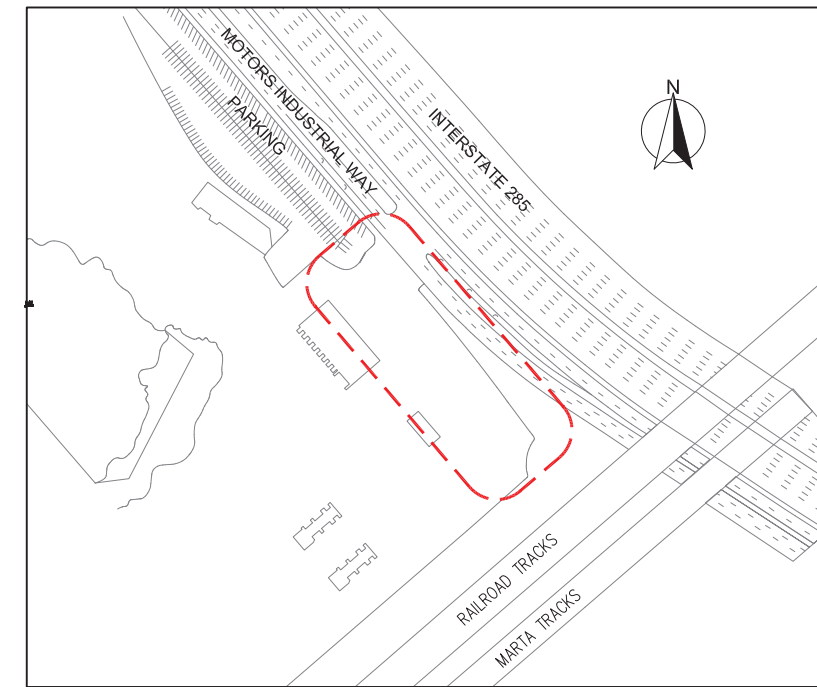
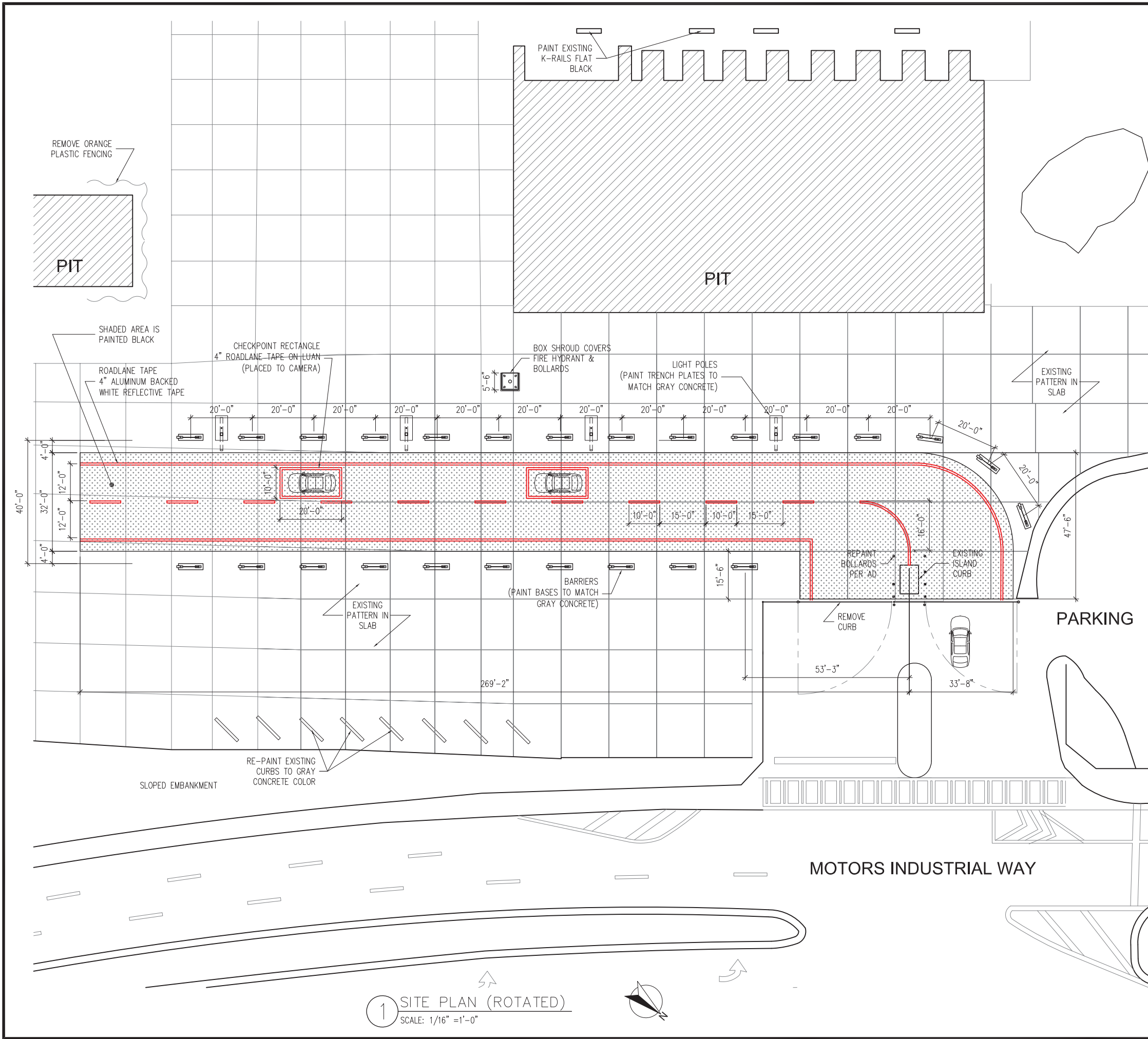
A ELEVATION
SCALE: 1/2" = 1'-0"






1 PLAN
SCALE: 1/2" = 1'-0"

RELEASED 01-31-2022

| | | | | |
|--|--|--|------------------|---|
| | ART DIRECTOR: CASSIDY SHIPLEY | | DATE: 01/31/2022 | <div> <div>DIRECTOR</div> <div>PRODUCER</div> <div>DP</div> <div>CONSTR.</div> <div>PAINT</div> <div>SET DEC</div> <div>GREENS</div> <div>LOCATIONS</div> <div>SPFX</div> <div>LIGHTING</div> <div>ELECTRIC</div> <div>GRIP</div> <div>HAD'S</div> </div> |
| | DRAWN BY: CRAIG BAURLEY | | SET: 200 | |
| | SCALE: AS SHOWN | | SHEET: 1 | |
| | SET NAME: REMOTE LUXURY HOUSE | | VERSION #: 1 | |
| | DRAWING TITLE: GARCIA'S GATE ELEVATIONS | | | |
| | LOCATION: CONYERS | | | |
| | DIGITAL FILE NAME: 200-01_GATE_PLAN_REMOTE | | | |



RELEASED 01-24-2022 1900

| | | | | | |
|---|-------------------------------|---|------------------|---|--|
|  | ART DIRECTOR: CASSIDY SHIPLEY |  | DATE: 01/24/2022 |  | |
| | DRAWN BY: CRAIG BAURLEY | | SET: 310 | | |
| | SCALE: AS SHOWN | | SHEET: 1 | | |
| | SET NAME: CHECKPOINT | | VERSION #: 1 | | |
| | DRAWING TITLE: SITE PLAN | | | | |
| LOCATION: 705 MOTORS INDUSTRIAL WAY | | | | | |
| DIGITAL FILE NAME: 310-01-SITEPLAN_CHECKPOINT | | | | | |

DIRECTOR

PRODUCER

DP

CONSTR.

PAINT

SET DEC

GREENS

LOCATIONS

SPFX

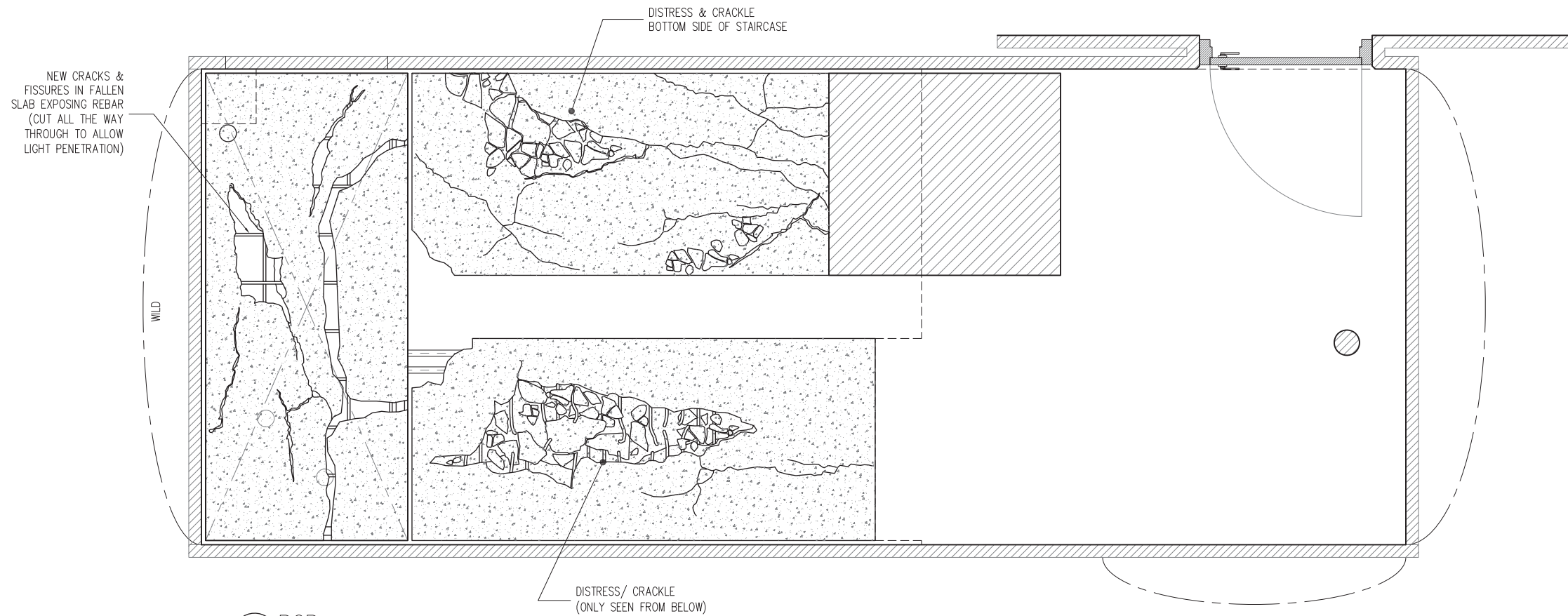
VEH

LIGHTING

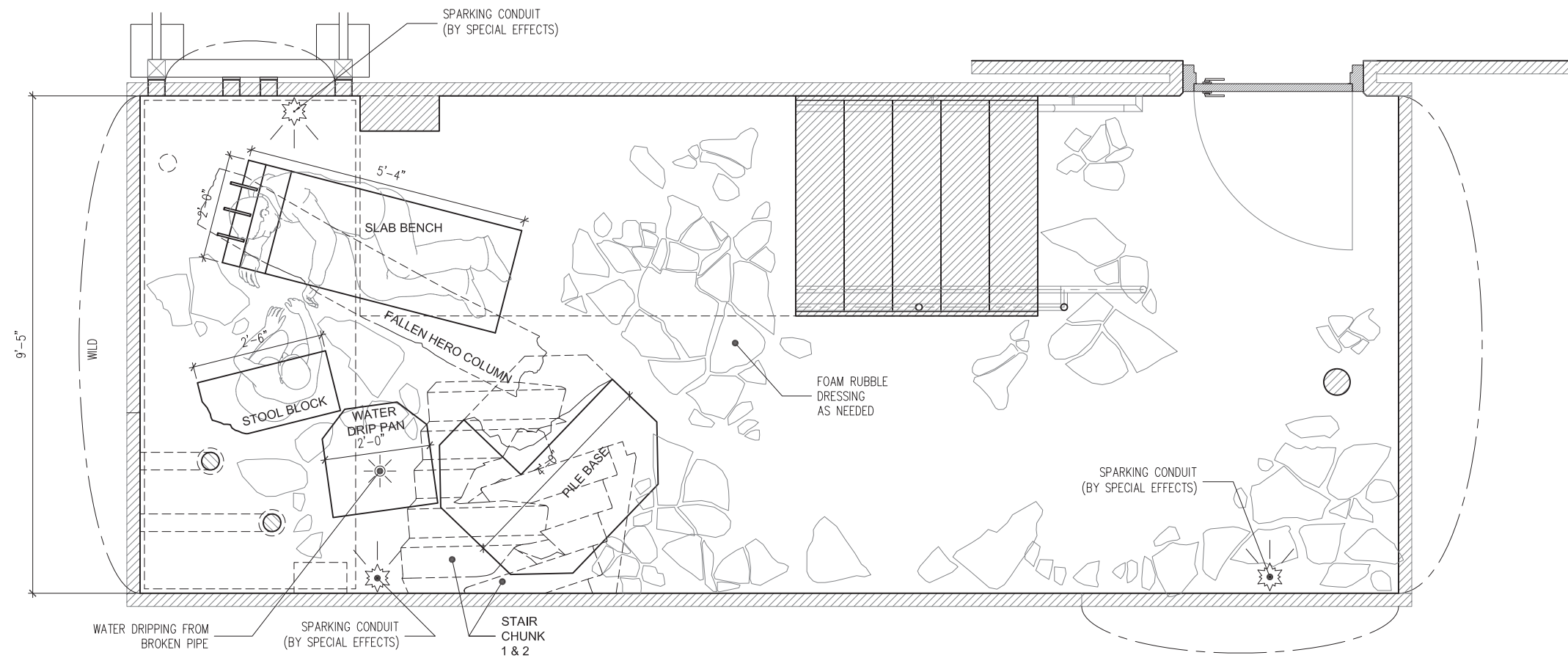
ELECTRIC

GRIP

LOAD'S



2 RCP
SCALE: 3/4" = 1'-0"



1 GROUND PLAN
SCALE: 3/4" = 1'-0"

PRELIMINARY



| | | | |
|--------------------|----------------------------|----------|------------|
| ART DIRECTOR: | ARTDIRECTOR | DATE: | 03/09/2022 |
| DRAWN BY: | CRAIG BAURLEY | SET: | 501 |
| SCALE: | AS SHOWN | SHEET: | 1 |
| SET NAME: | COLLAPSED STAIRS (STAGE) | VERSION: | 1 |
| DRAWING TITLE: | PLAN | | |
| LOCATION: | TPS: STAGE 9 | | |
| DIGITAL FILE NAME: | 501-1_PLAN_COLLAPSED_STAIR | | |



| | |
|----------|-----------|
| DIRECTOR | PRODUCER |
| DP | CONSTR. |
| PAINT | SET DES. |
| GREENS | LOCATIONS |
| SFX | STYLING |
| PROP | ELECTRIC |
| AD | |



Location
ALLIED STUDIOS
6800 SMITH RD.
SIMI VALLEY, CA

[illegible]

Checked
xxx

Project


Drawing Title

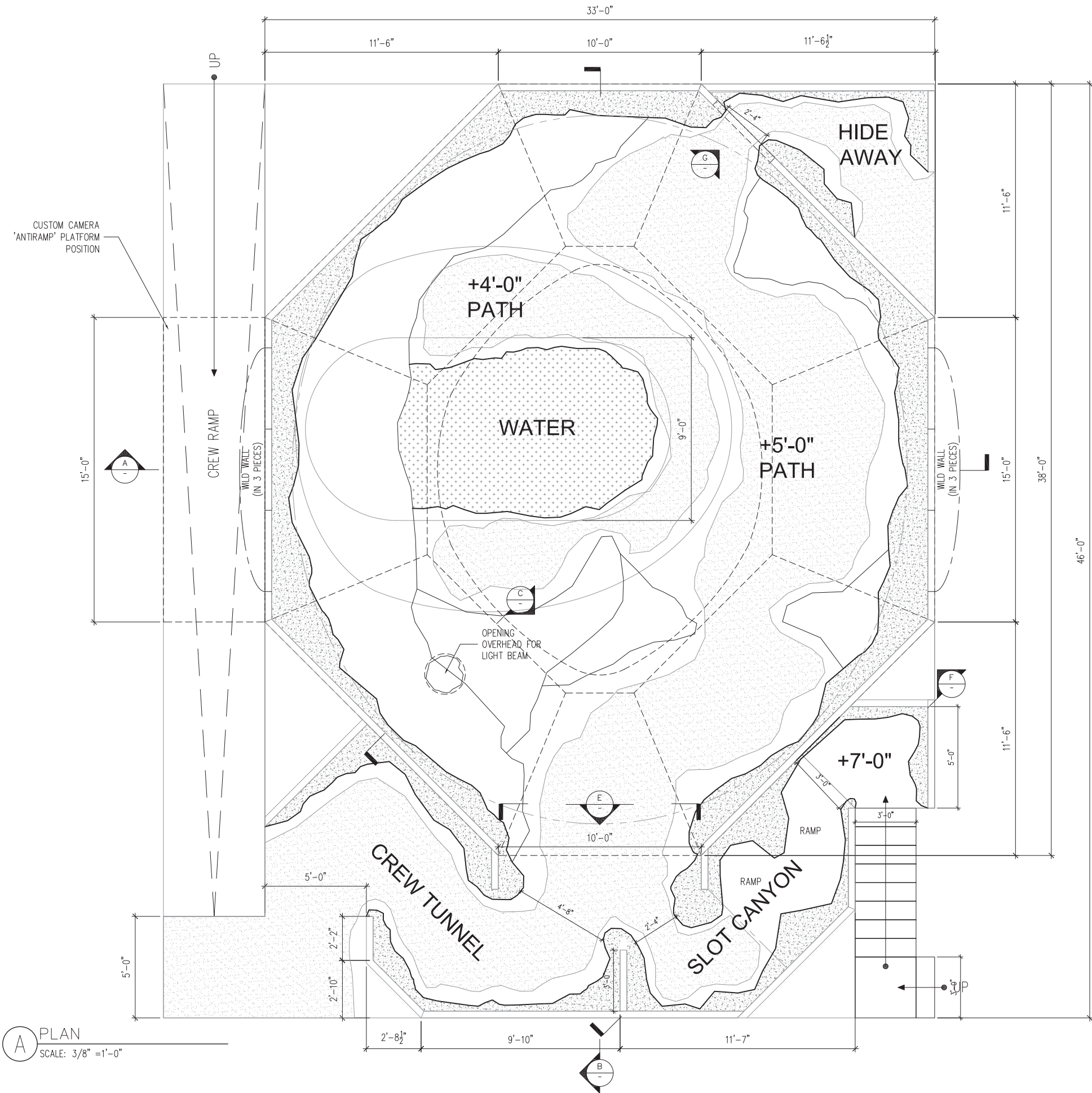
BURGER DUDE
PLAN

| | | |
|----------------|-------------|------|
| Scale AS SHOWN | | |
| FAC. NO. | Drawing No. | Rev. |
| | BD-1.01 | |



RELEASED REV 'B'





A PLAN
SCALE: 3/8" = 1'-0"

RELEASED

ENDEAVOR CONTENT
9560 WILSHIRE BLVD.
4TH FLOOR, BEVERLY HILLS, CA



Production Designer
GABOR NORMAN
Art Director
NATALIE BERENS
Construction Coordinator
BOBBY MARA
Set Decorator
LAUREE MARTELL

Location
ALLIED STUDIOS
6800 SMITH RD.
SIMI VALLEY, CA

Distribution
DIRECTOR
PRODUCER
UPM
DESIGNER
ART DIR.
CONSTRUCTION
SET DEC.
DIR. OF PHOTOGRAPHY
GAFFER
RIGGING GAFFER
GRIP
RIGGING GRIP
SP. FX
VFX
LOCATIONS

| Rev. | Date | Appr. | Issues & Revisions |
|------|------|-------|--------------------|
| | | | |
| | | | |
| | | | |
| | | | |
| | | | |
| | | | |
| | | | |
| | | | |
| | | | |
| | | | |

Checked
xxx
Drawn CRAIG BAURLEY Date 10/25/2021
CADD File
Project

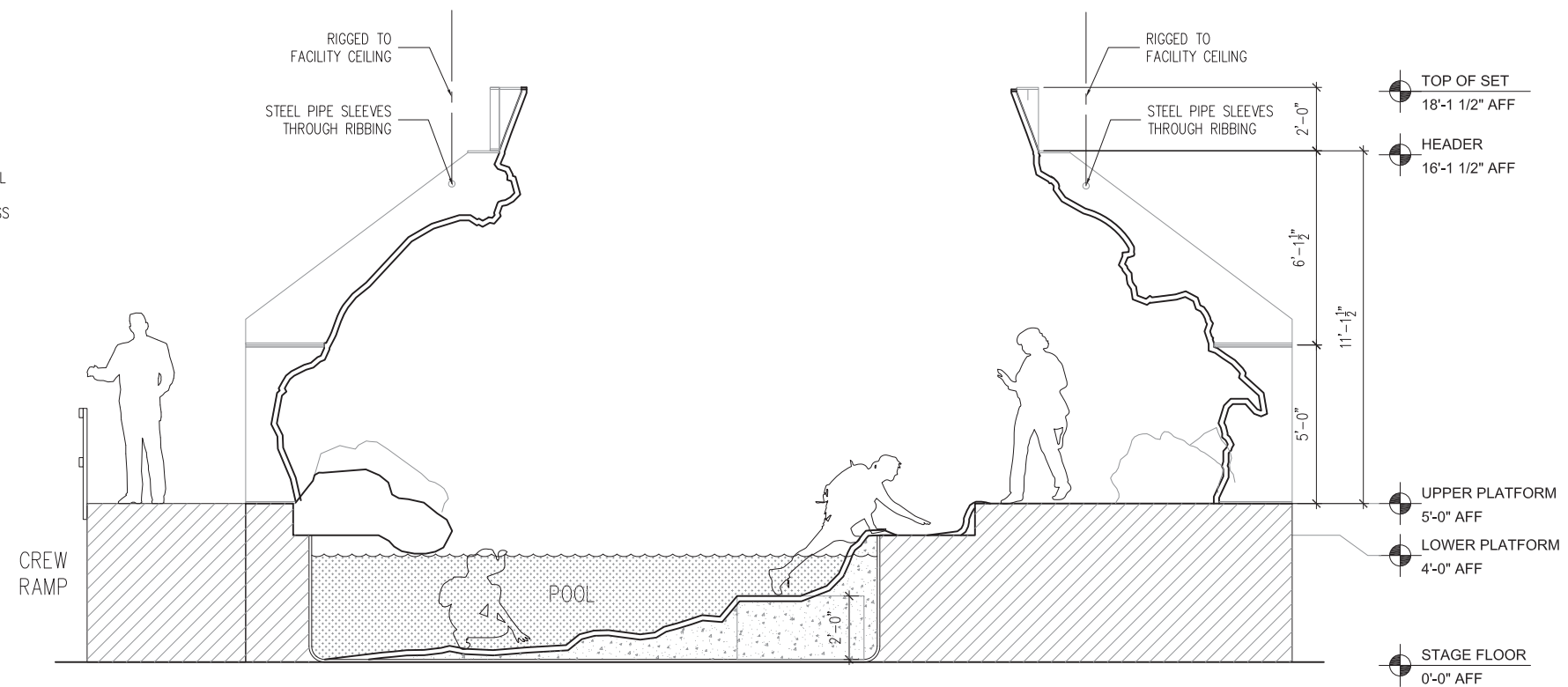
SHELL

Stage
STAGE 1

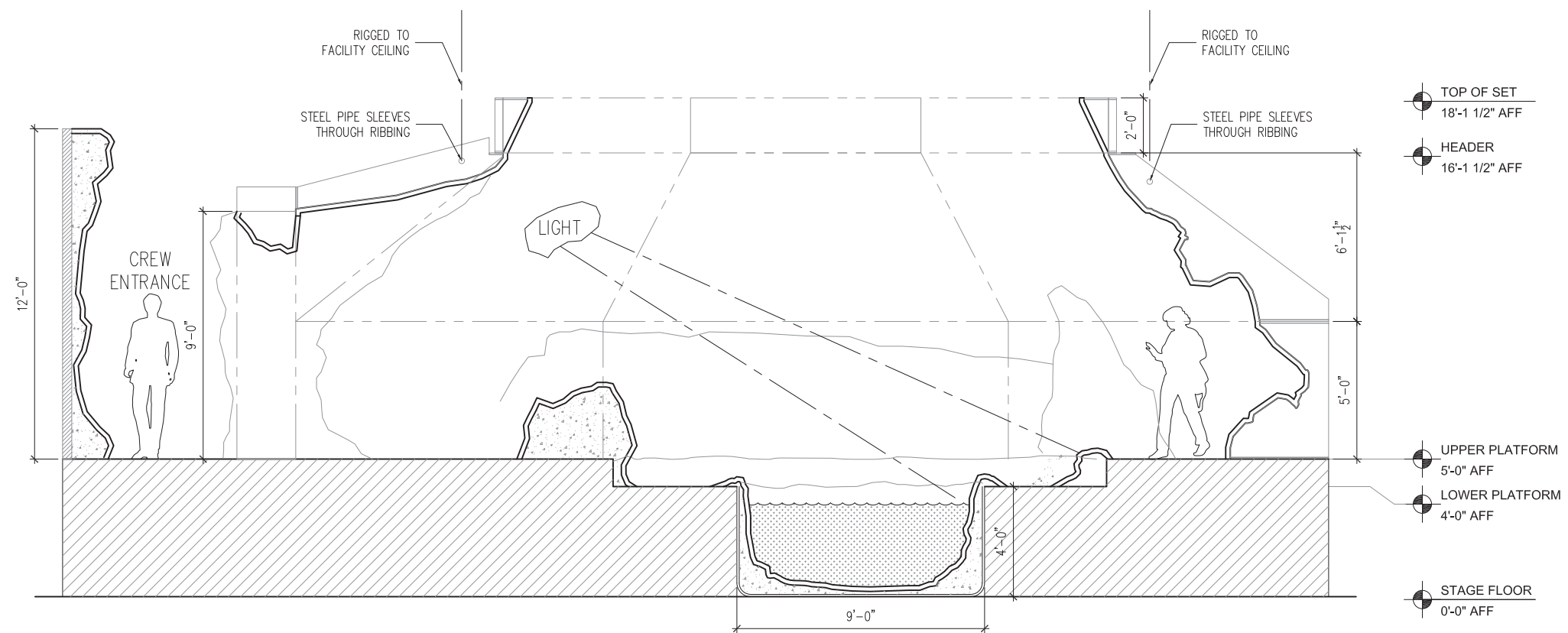
Drawing Title
CAVERN
PLAN

Scale AS SHOWN
FAC. NO. Drawing No. Rev.
CA-1.01





A SECTION
SCALE: 3/8" = 1'-0"



B SECTION
SCALE: 3/8" = 1'-0"

RELEASED 10/29

| | | |
|----------------|-------------|------|
| Scale AS SHOWN | | |
| FAC. NO. | Drawing No. | Rev. |
| | CA-2.01 | |

SHELL

Production Designer
GABOR NORMAN
Art Director
NATALIE BERENS
Construction Coordinator
BOBBY MARA
Set Decorator
LAUREE MARTELL

Location
ALLIED STUDIOS
6800 SMITH RD.
SIMI VALLEY, CA

Distribution
DIRECTOR
PRODUCER
UPM
DESIGNER
ART DIR.
CONSTRUCTION
SET DEC.
DIR. OF PHOTOGRAPHY
GAFFER
RIGGING GAFFER
GRIP
RIGGING GRIP
SP. FX
VFX
LOCATIONS

| Rev. | Date | Appr. | Issues & Revisions |
|------|------|-------|--------------------|
| | | | |
| | | | |
| | | | |
| | | | |
| | | | |
| | | | |
| | | | |
| | | | |
| | | | |
| | | | |
| | | | |

Checked
xxx

Drawn
CRAIG BAURLEY
Date
11/16/2021
CADD File

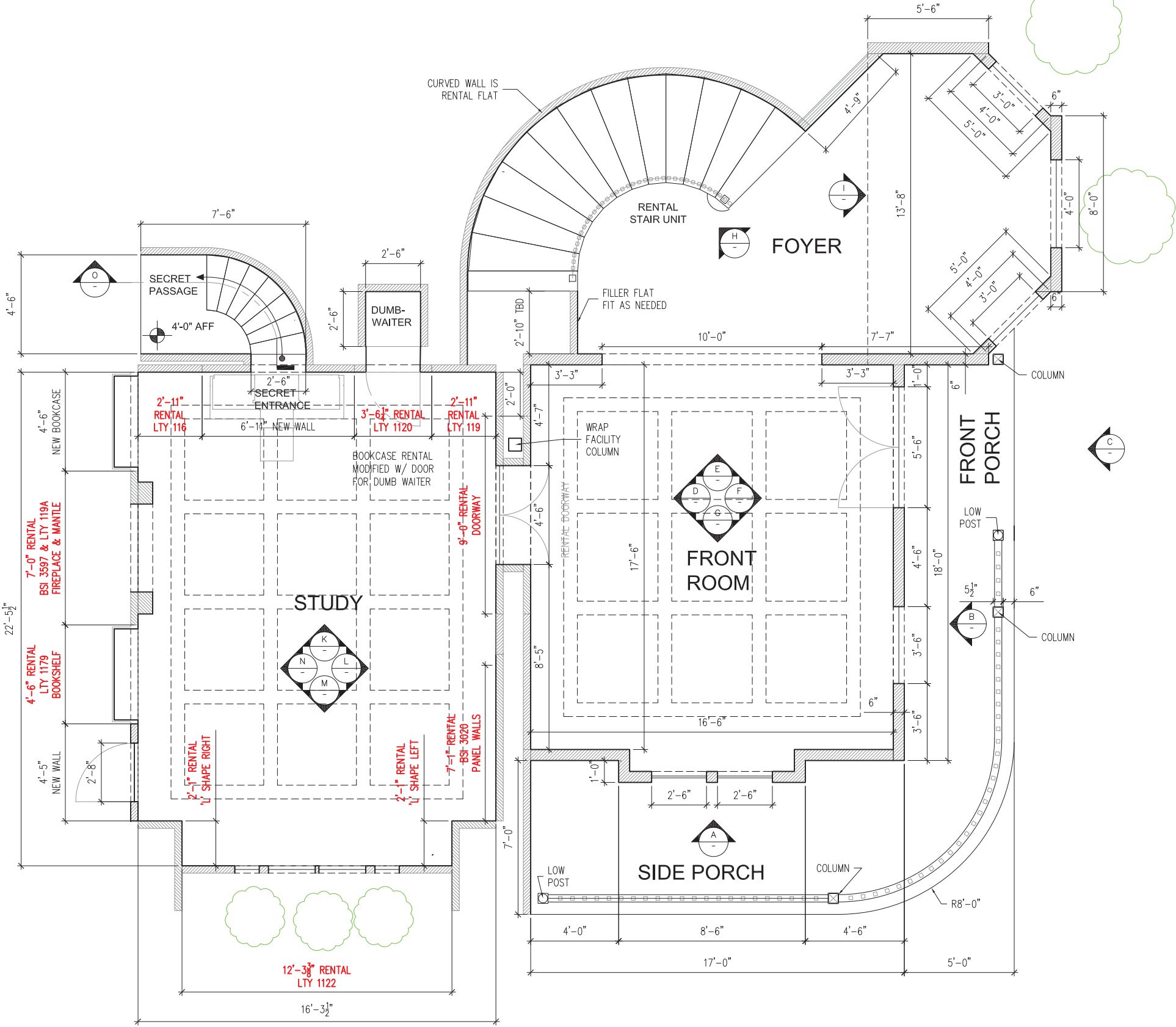
Project

SHELL

Stage
STAGE 1


Drawing Title
MUSEUM
PLAN

Scale
AS SHOWN
FAC. NO. Drawing No. Rev.
MS-1.01



A PLAN
SCALE: 3/8" = 1'-0"

REVISED REV 'B' 11-16-2021

[illegible]

Checked xx

| | | | |
|-----------|----|------|------------|
| Drawn | CB | Date | 01/01/2022 |
| CADD File | | | |

Project

P617

Building/Attraction

P617 T00THS0ME

Drawing Title

CHOCOLATE EQUIPMENT

3D VIEWS 1

Scale AS SHOWN

| | | |
|----------|-------------|------|
| FAC. NO. | Drawing No. | Rev. |
| | SS-2.00 | |

01-01-2022



01-01-2022



100 Universal City Plaza
Universal City, Ca 91608

TM & ©2017 Universal Studios. All rights reserved. This document is the product of intensive creative efforts and contains confidential trade secret information belonging to Universal City Studios LLC. Unauthorized release of material contained in this document could be extremely damaging to Universal Studios. No disclosure, distribution or reproduction of this material may be made without prior written authorization from Universal Studios. Unauthorized use, disclosure, distribution or reproduction of any of the information contained herein may result in liability under applicable laws.

[illegible]

| | |
|-----------|------------|
| Checked | xxx |
| Drawn | Date |
| CB | 01/01/2022 |
| CADD File | |
| Project | |

P617

Building/Attraction
P617 TOOTH SOME

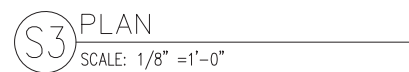
Drawing Title

CHOCOLATE EQUIPMENT
MAIN HOPPER DETAIL

| | | |
|----------------|-------------|------|
| Scale AS SHOWN | | |
| FAC. NO. | Drawing No. | Rev. |
| | SS-2.06 | |

| Distribution | |
|---------------------|--------------------------|
| DIRECTOR | <input type="checkbox"/> |
| PRODUCER | <input type="checkbox"/> |
| UPM | <input type="checkbox"/> |
| DESIGNER | <input type="checkbox"/> |
| ART DIR. | <input type="checkbox"/> |
| CONSTRUCTION | <input type="checkbox"/> |
| SET DEC. | <input type="checkbox"/> |
| DIR. OF PHOTOGRAPHY | <input type="checkbox"/> |
| GAFFER | <input type="checkbox"/> |
| RIGGING GAFFER | <input type="checkbox"/> |
| GRIP | <input type="checkbox"/> |
| RIGGING GRIP | <input type="checkbox"/> |
| SP. FX | <input type="checkbox"/> |
| VFX | <input type="checkbox"/> |
| LOCATIONS | <input type="checkbox"/> |

| | | |
|----------------|-------------|------|
| Scale AS SHOWN | | |
| FAC. NO. | Drawing No. | Rev. |
| | SP3 | |



01-14-2021 PRELIM



LEXINGTON
DESIGN + FABRICATION

12660 BRANFORD ST.
LOS ANGELES, CA 91331
818-768-5768
WWW.LEX-USA.COM



FIREKEEPERS
CASINO • BATTLE CREEK

KABARET DESIGN FIREKEEPERS CASINO

THIS CONFIDENTIAL PRESENTATION OF DESIGN CONCEPTS, CONSTRUCTION AND OTHER DISCLOSURES SET FORTH HEREIN IS THE PROPERTY OF LEXINGTON. IN ACCEPTING THIS INFORMATION YOU AGREE NOT TO REPRODUCE IT, IMPLEMENT IT, MANUFACTURE OR DISCLOSE IT, IN WHOLE OR PART WITHOUT THE EXPRESS PERMISSION OF LEXINGTON.

COMPLETION / PHASE
**100%
SCHEMATIC
DESIGN**

DATE
DESCRIPTION OF REVISIONS

1

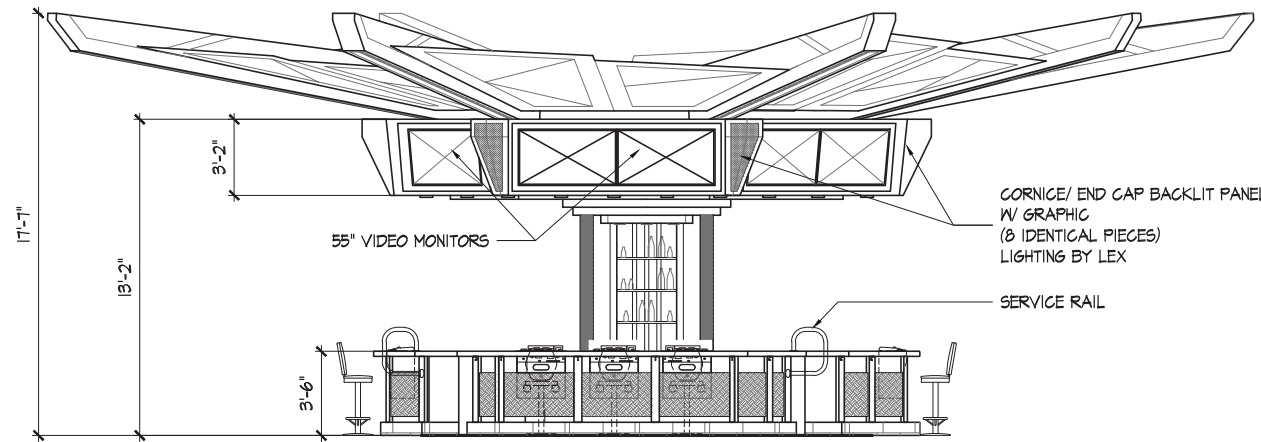
2

| | |
|------------|-----------|
| SCALE | JOB # |
| As Noted | 4408 |
| DRAWN BY | DATE |
| C. BAURLEY | 1/16/2013 |

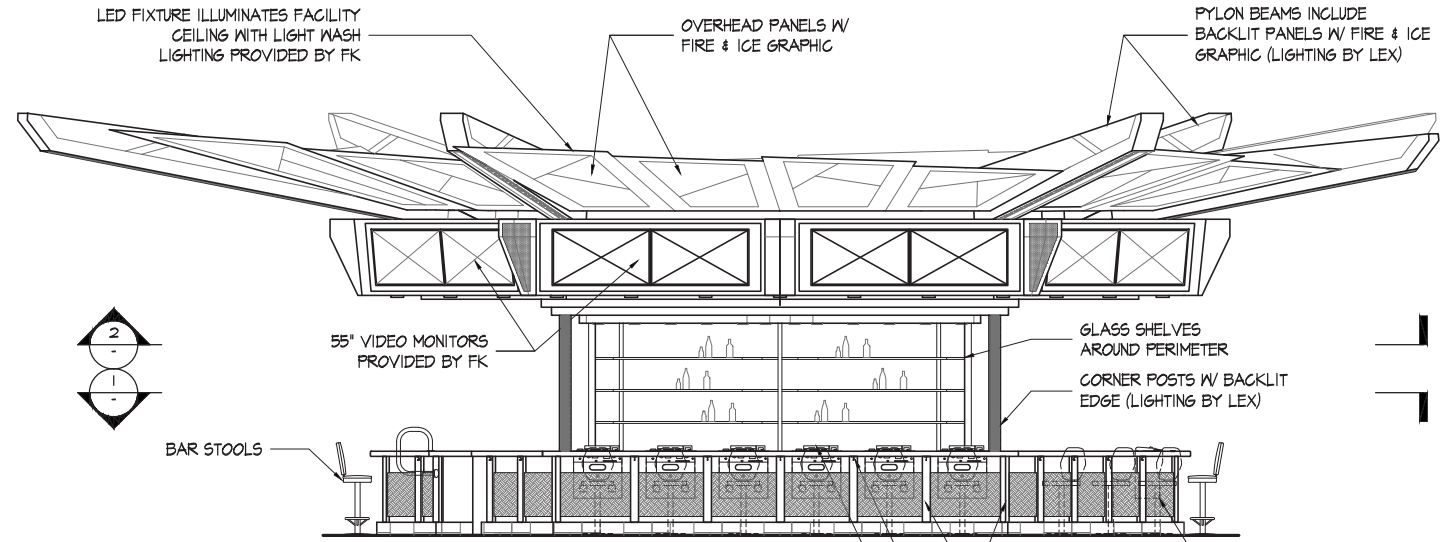
DRAWING TITLE
**CENTER BAR
PLAN & ELEVATION**

DESIGN

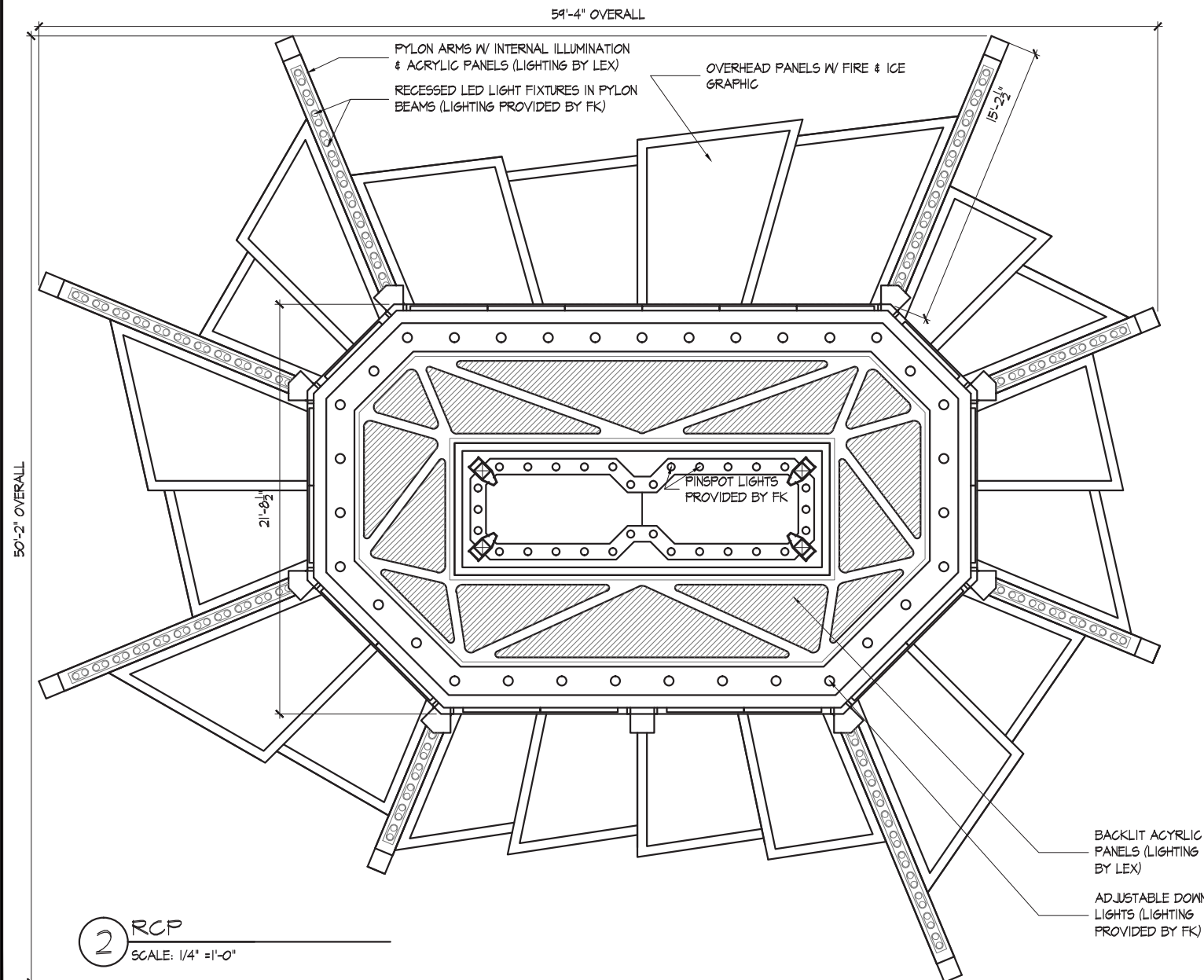
SHEET NO.
4908-SS-6.01



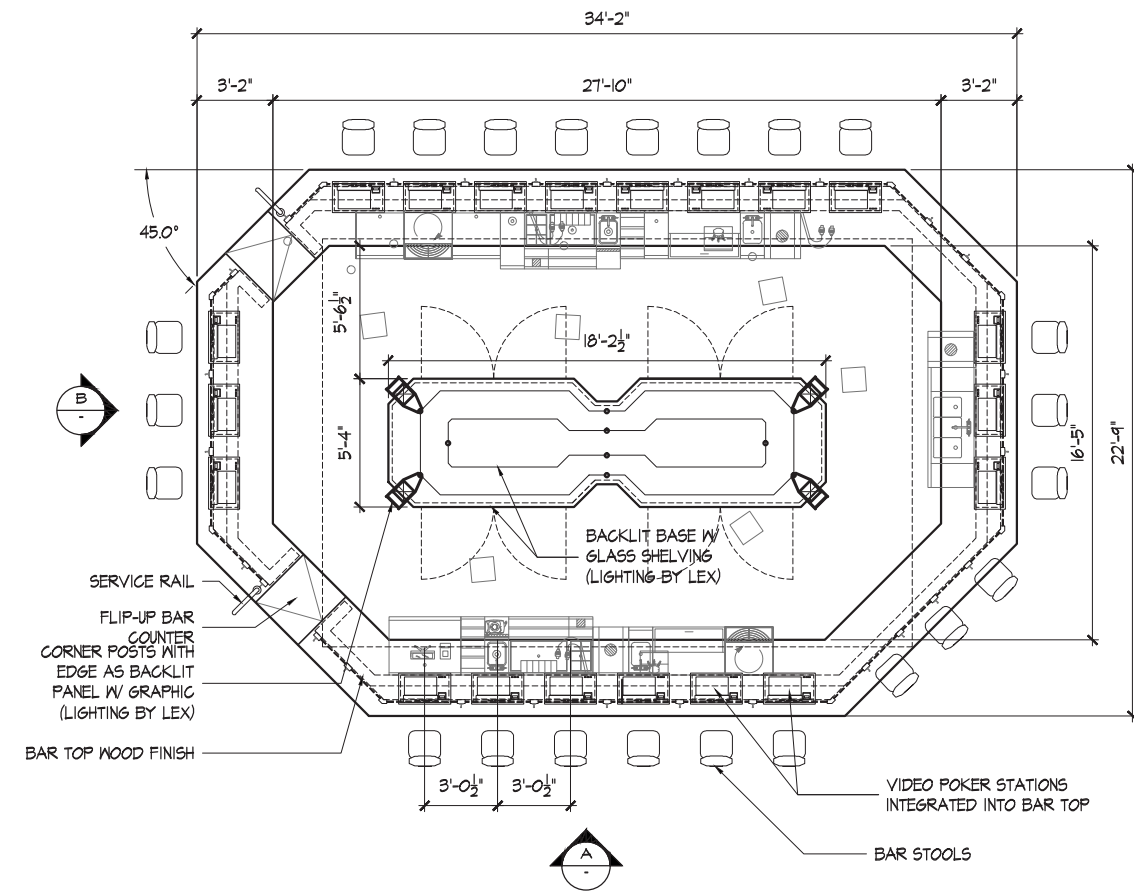
B ELEVATION
SCALE: 1/4" = 1'-0"



A ELEVATION
SCALE: 1/4" = 1'-0"

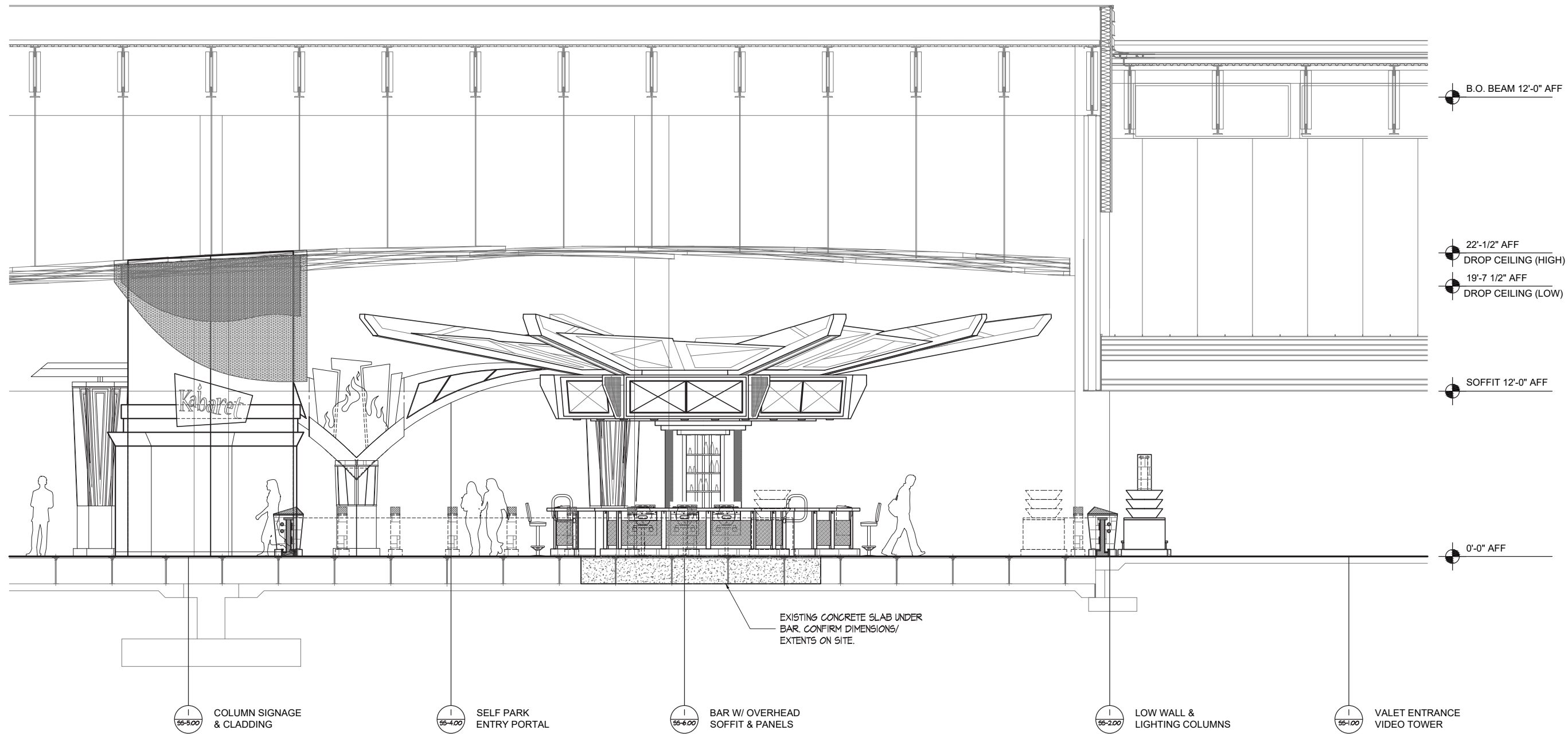


2 RCP
SCALE: 1/4" = 1'-0"



1 PLAN
SCALE: 1/4" = 1'-0"

100% FINAL



1 SECTION/ ELEVATION
SCALE: 1/4" = 1'-0"

LEXINGTON
DESIGN + FABRICATION
12660 BRANFORD ST.
LOS ANGELES, CA 91331
818-768-5768
WWW.LEX-USA.COM



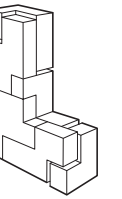
KABARET DESIGN FIREKEEPERS CASINO

THIS CONFIDENTIAL PRESENTATION OF DESIGN CONCEPTS, CONSTRUCTION AND OTHER DISCLOSURES SET FORTH HEREIN IS THE PROPERTY OF LEXINGTON. IN ACCEPTING THIS INFORMATION YOU AGREE NOT TO REPRODUCE IT, IMPLEMENT IT, MANUFACTURE OR DISCLOSE IT, IN WHOLE OR PART WITHOUT THE EXPRESS PERMISSION OF LEXINGTON.

| | |
|---------------------------------------|-------------------------------|
| COMPLETION / PHASE | |
| 100% SCHEMATIC DESIGN | |
| # | DATE DESCRIPTION OF REVISIONS |
| 1 | |
| 2 | |
| SCALE | JOB # |
| As Noted | 4908 |
| DRAWN BY | DATE |
| C. BAURLEY | 9/16/2013 |
| DRAWING TITLE | |
| CENTER BAR OVERALL SECTION/ ELEVATION | |
| DESIGN | |
| SHEET NO. | |
| 4908-AA-3.0 | |

100% FINAL





LEXINGTON
DESIGN + FABRICATION

12660 BRANFORD ST.
LOS ANGELES, CA 91331
818-768-5768
WWW.LEX-USA.COM

SEABEE MUSEUM

THIS CONFIDENTIAL PRESENTATION OF
DESIGN CONCEPTS, CONSTRUCTION AND
OTHER DISCLOSURES SET FORTH HEREIN
IS THE PROPERTY OF LEXINGTON. IN
ACCEPTING THIS INFORMATION YOU
AGREE NOT TO REPRODUCE IT,
IMPLEMENT IT, MANUFACTURE OR
DISCLOSE IT, IN WHOLE OR PART WITHOUT
THE EXPRESS PERMISSION OF LEXINGTON.

COMPLETION / PHASE

**DESIGN
PHASE**

DATE
DESCRIPTION OF REVISIONS

1 6/30/2009
FOOTINGS FOR BRIDGE ADDED

2

SCALE JOB #
As Noted 2854

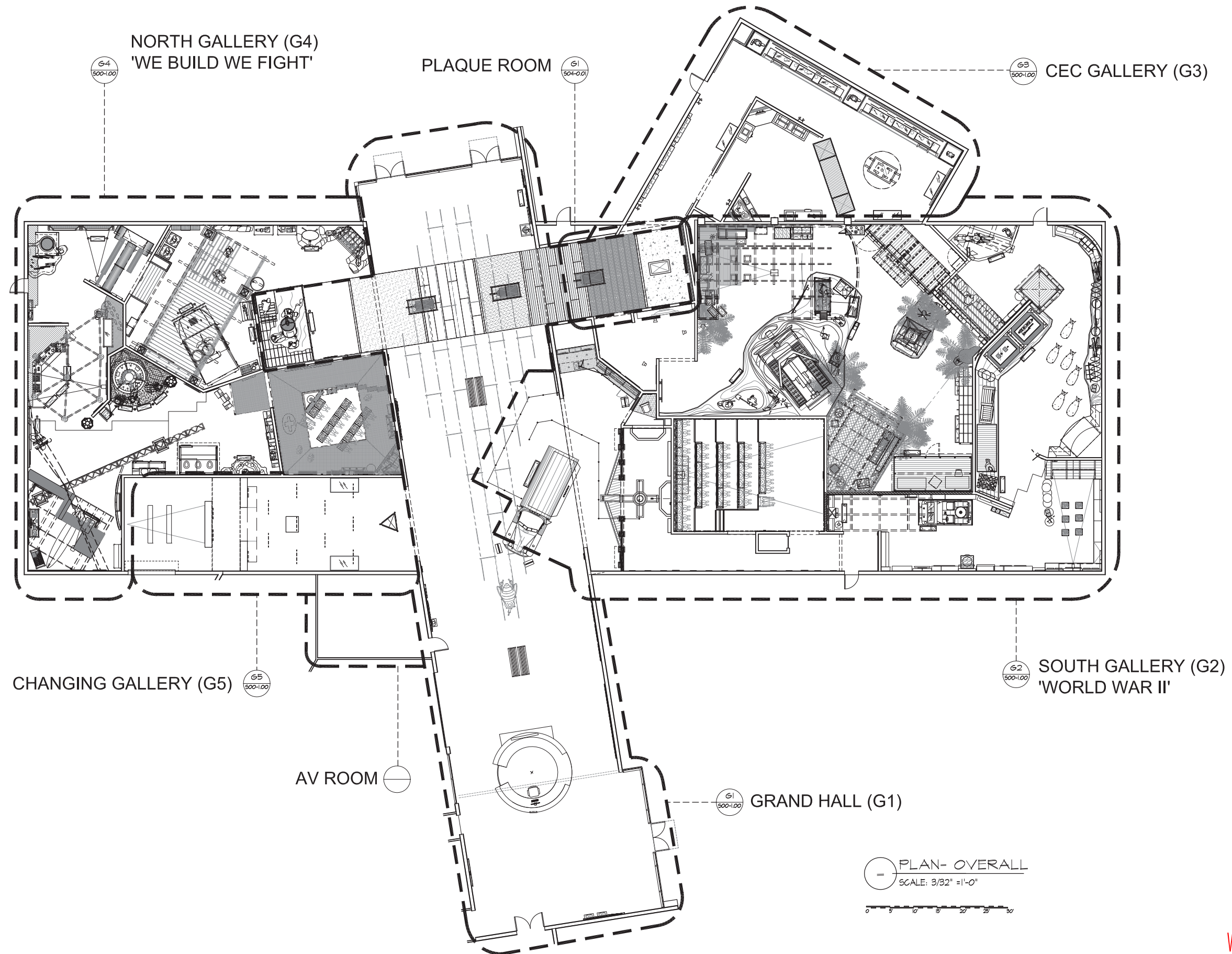
DRAWN BY DATE
C. BAURLEY 12/22/2009

DRAWING TITLE
GALLERY KEYPLAN

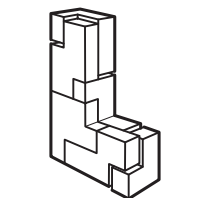
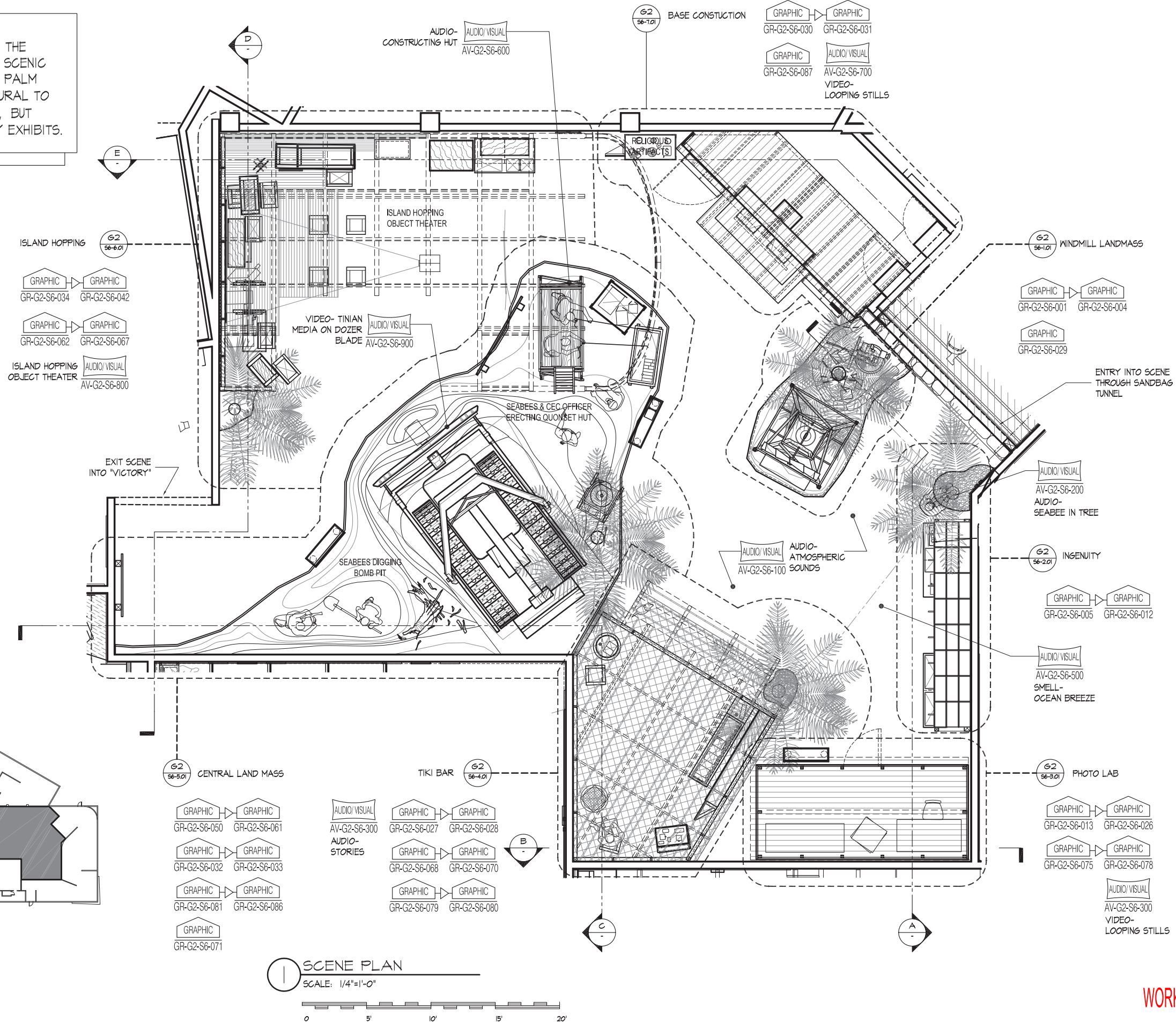
DESIGN

SHEET NO.

2854-AA-1.00



NOTE:
ALL OF THE GALLERY WALLS IN THE
PACIFIC ROADS SCENE HAVE A SCENIC
MURAL SHOWING SILHOUETTE OF PALM
TREES AT SUNRISE (250L FT). MURAL TO
BE FULL HEIGHT OF WALLS (16'), BUT
SOME AREAS ARE COVERED BY EXHIBITS.



LEXINGTON
DESIGN + FABRICATION

12660 BRANFORD ST.
LOS ANGELES, CA 91331
818-768-5768
WWW.LEX-USA.COM

SEABEE MUSEUM

THIS CONFIDENTIAL PRESENTATION OF
DESIGN CONCEPTS, CONSTRUCTION AND
OTHER DISCLOSURES SET FORTH HEREIN
IS THE PROPERTY OF LEXINGTON. IN
ACCEPTING THIS INFORMATION YOU
AGREE NOT TO REPRODUCE IT,
IMPLEMENT IT, MANUFACTURE OR
DISCLOSE IT, IN WHOLE OR PART WITHOUT
THE EXPRESS PERMISSION OF LEXINGTON.

COMPLETION / PHASE

**DESIGN
PHASE**

DATE
DESCRIPTION OF REVISIONS

1

2

| | |
|--------------------|-------------------|
| SCALE As Noted | JOB # 2854 |
| DRAWN BY EC/ CB | DATE 4/26/2010 |

DRAWING TITLE

G2 WWII
S6 PACIFIC ROADS
SCENE PLAN

DESIGN

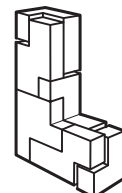
SHEET NO.

2854-G2-S6-0.01

WORK IN PROGRESS







LEXINGTON
DESIGN + FABRICATION

12660 BRANFORD ST.
LOS ANGELES, CA 91331
818-768-5768
WWW.LEX-USA.COM

BEATLES MEMORABILIA EXHIBITION

ORIGINAL

DATE
DESCRIPTION OF REVISIONS

| | |
|---|--|
| 1 | |
| 2 | |
| 3 | |
| 4 | |
| 5 | |
| 6 | |

APPROVED BY PM DATE

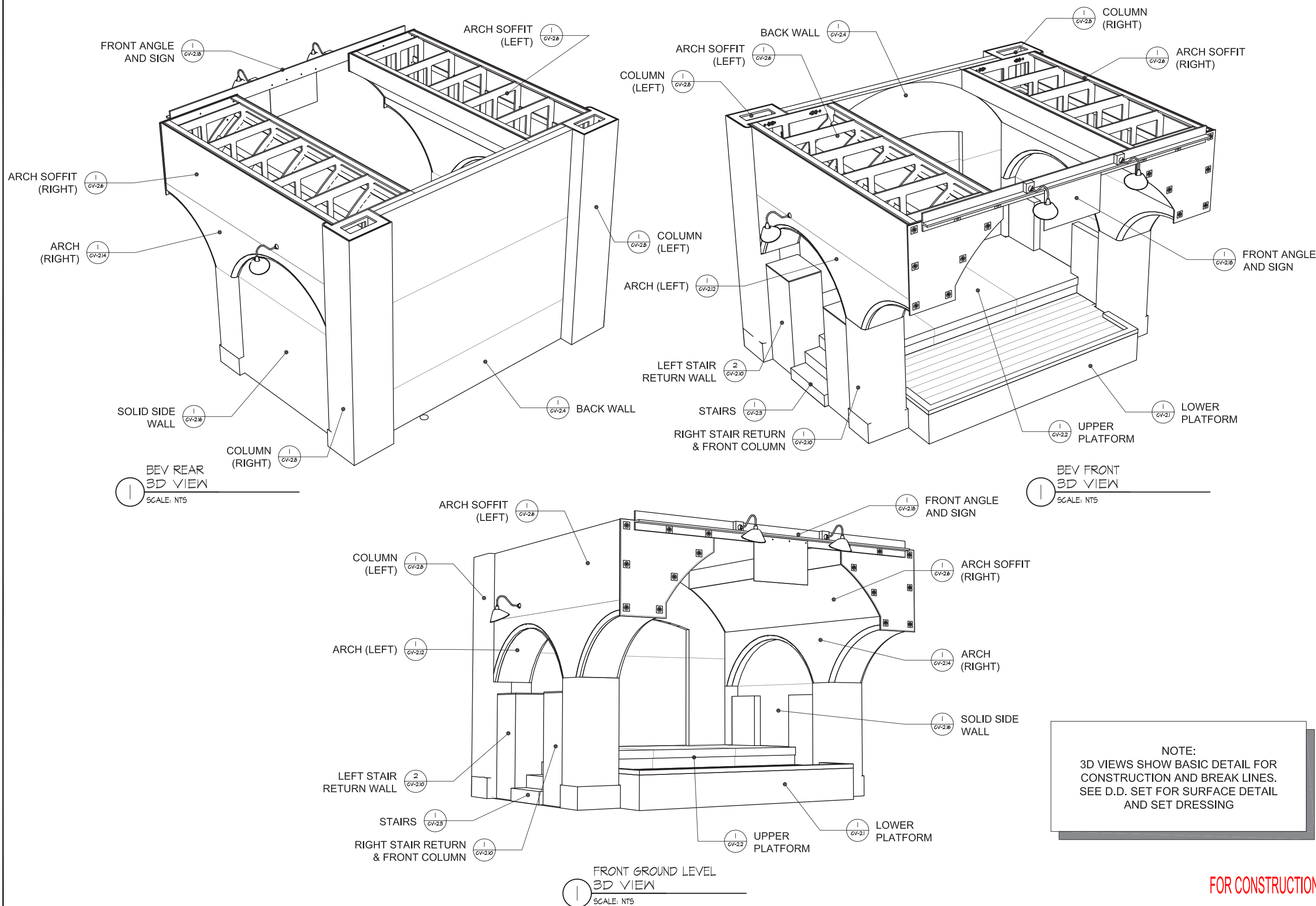
SCALE @22x34 JOB #
As Noted 5585

DRAWN BY DATE
CB 1/17/2015

DRAWING TITLE
THE CAVERN 1.10
3D VIEWS
ASSEMBLED

SHEET NO. / FILE NAME

5585-1.10--CV-1.3





LEXINGTON
DESIGN + FABRICATION

12660 BRANFORD ST.
LOS ANGELES, CA 91331
818-768-5768
WWW.LEX-USA.COM

BEATLES MEMORABILIA EXHIBITION

ORIGINAL

DATE DESCRIPTION OF REVISIONS

| | |
|---|--|
| 1 | |
| 2 | |
| 3 | |
| 4 | |
| 5 | |
| 6 | |

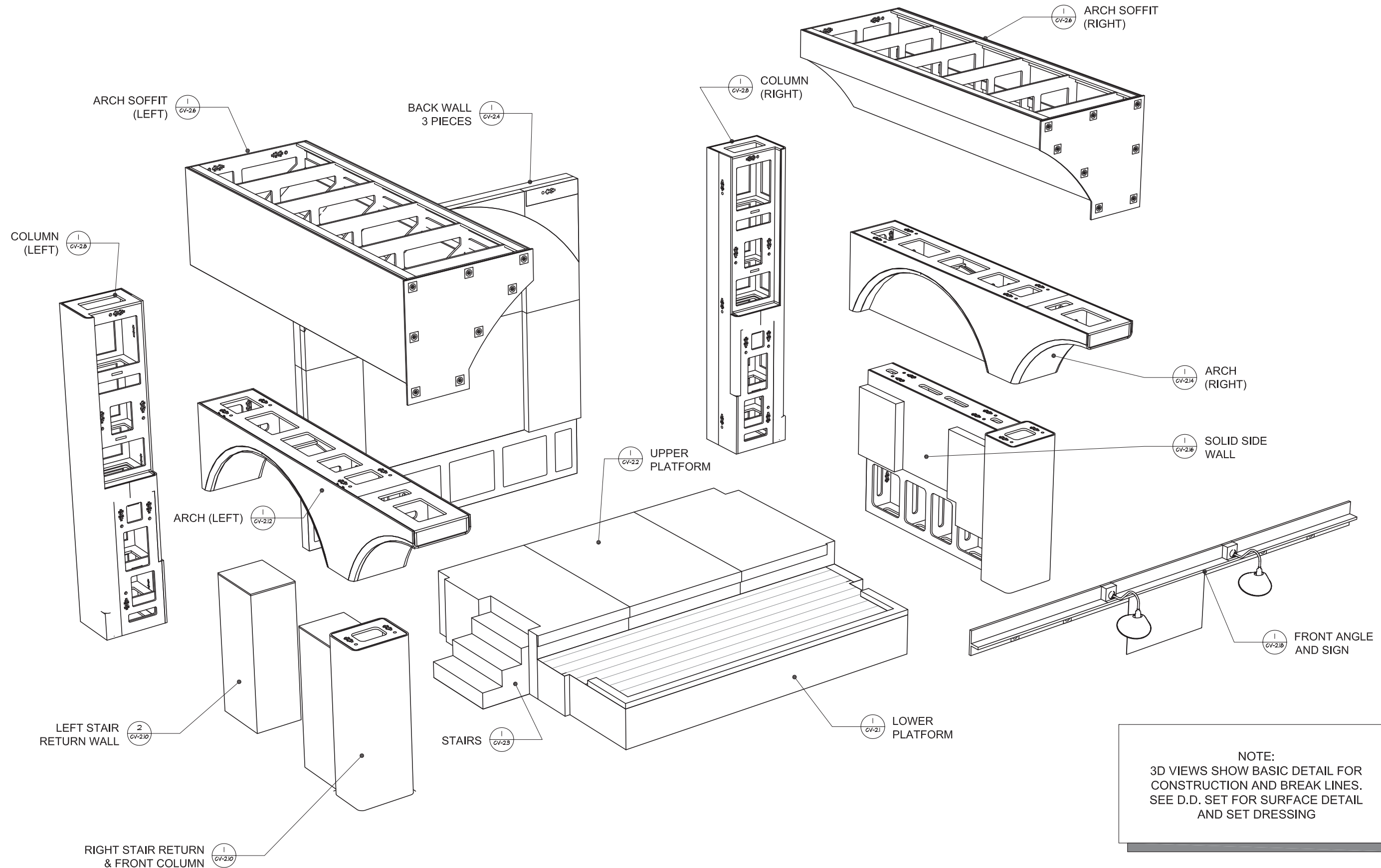
APPROVED BY PM DATE

SCALE @22x34 JOB #
As Noted 5585
DRAWN BY DATE
CB 7/17/2015

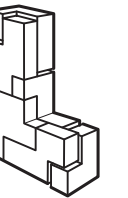
DRAWING TITLE
THE CAVERN 1.10
3D VIEW
EXPLODED

SHEET NO. / FILE NAME

5585-1.10--CV-1.4



FOR CONSTRUCTION



LEXINGTON
DESIGN + FABRICATION

12660 BRANFORD ST.
LOS ANGELES, CA 91331
818-768-5768
WWW.LEX-USA.COM

BEATLES MEMORABILIA EXHIBITION

ORIGINAL

DATE
DESCRIPTION OF REVISIONS

| | |
|---|--|
| 1 | |
| 2 | |
| 3 | |
| 4 | |
| 5 | |
| 6 | |

APPROVED BY PM DATE

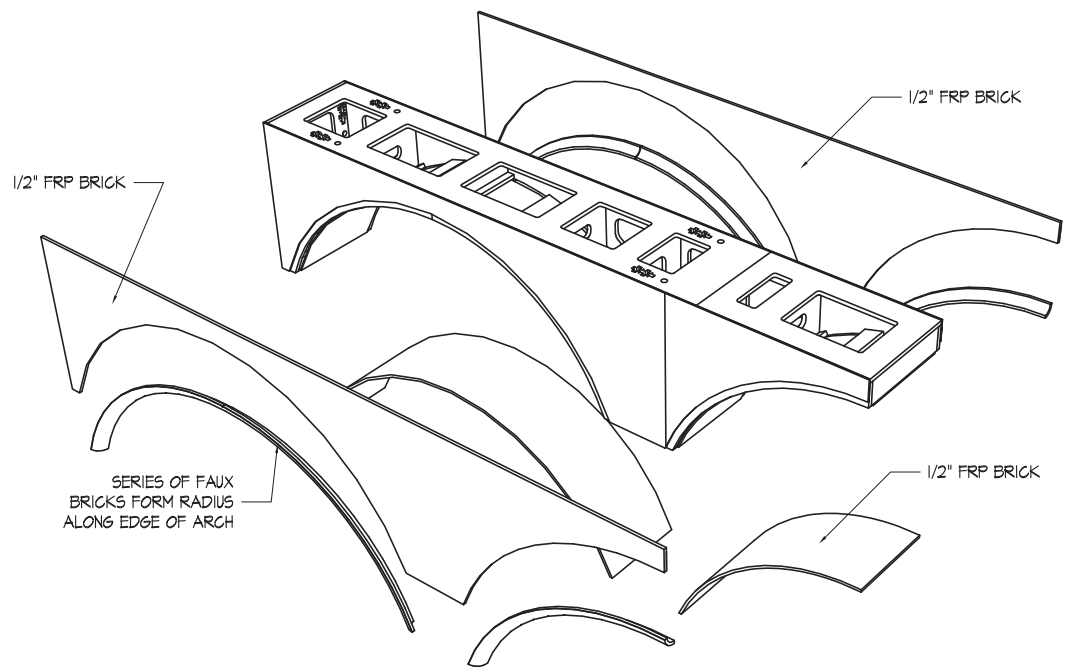
| | |
|--------------------------|-------------------|
| SCALE @22x34 As Noted | JOB # 5585 |
| DRAWN BY CB | DATE 1/17/2015 |

DRAWING TITLE
THE CAVERN I.10
ARCH (LEFT) UNIT
3D VIEWS

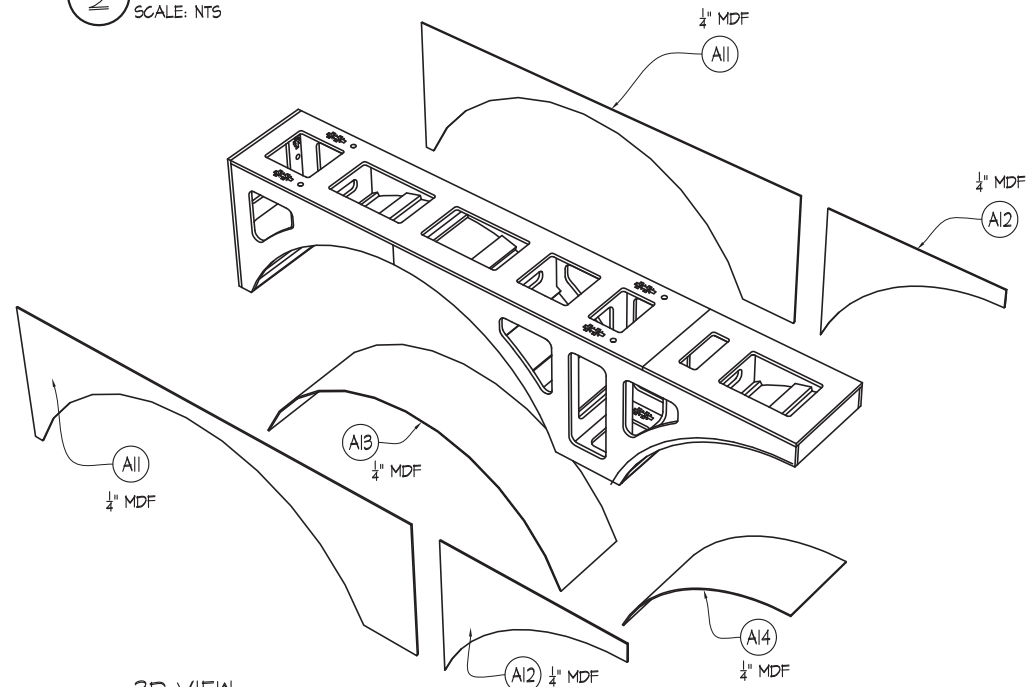
SHEET NO. / FILE NAME

5585-1.10--CV-2.13

1 3D VIEW
FULLY ASSEMBLED
SCALE: NTS

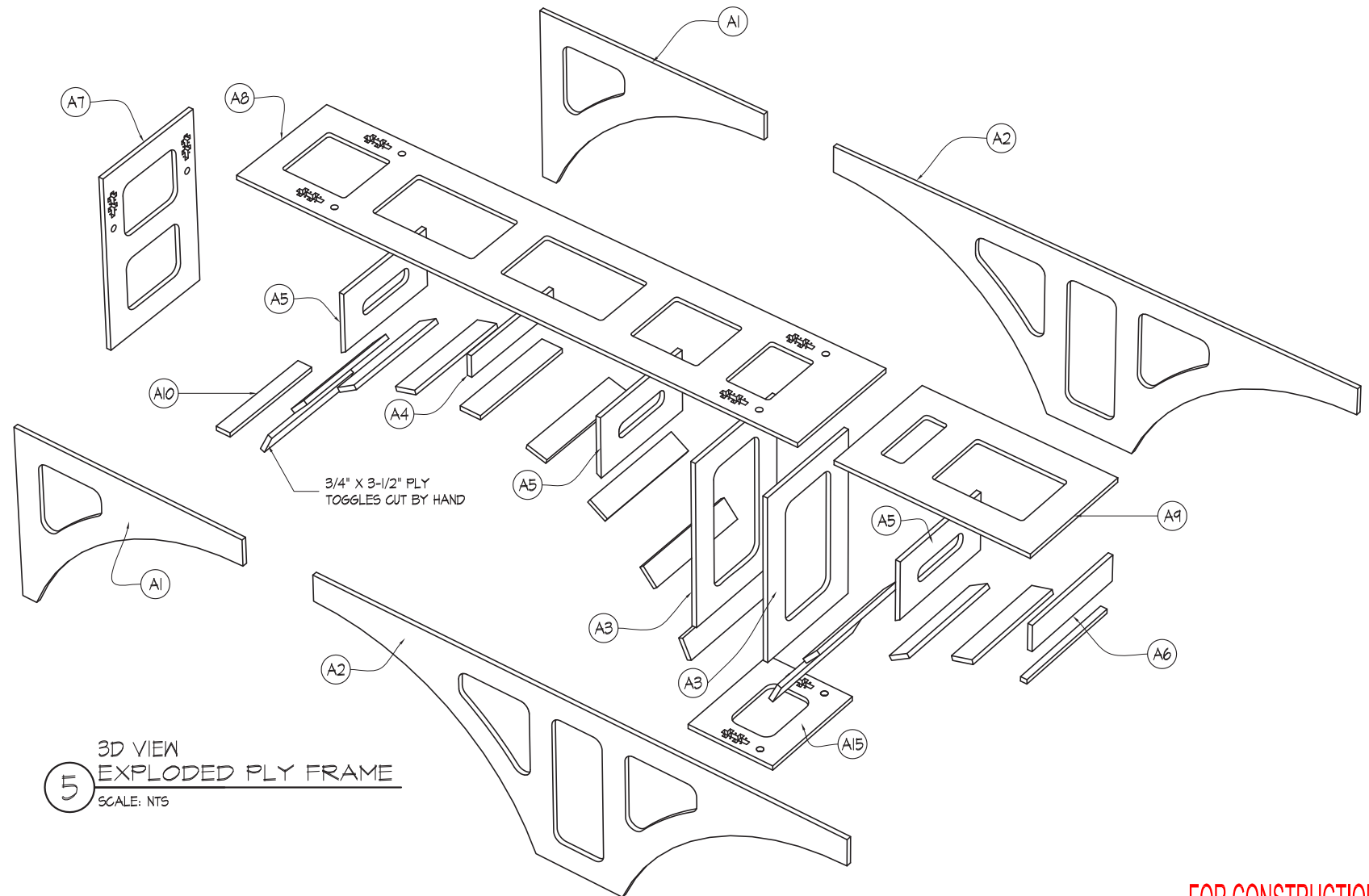
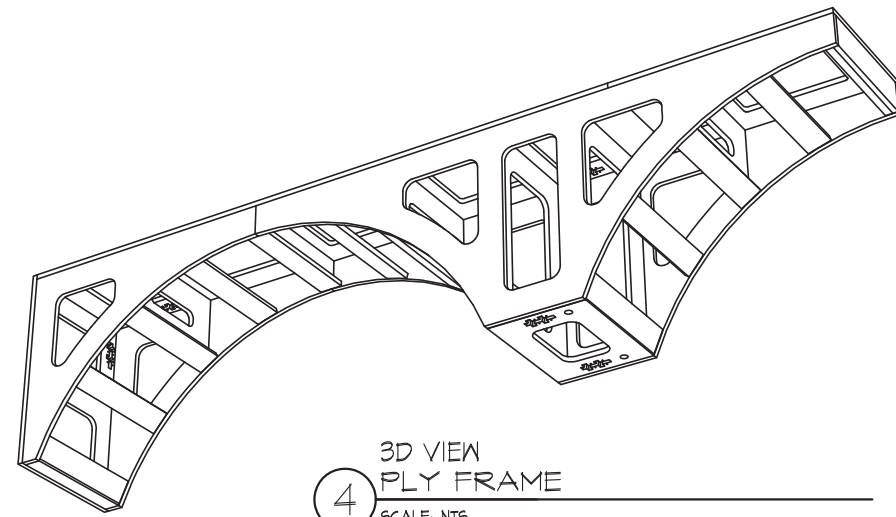


2 3D VIEW
1/2" FRP BRICK PEELED AWAY
SCALE: NTS



3 3D VIEW
1/4" MDF PEELED AWAY
SCALE: NTS

4 3D VIEW
PLY FRAME
SCALE: NTS



5 3D VIEW
EXPLODED PLY FRAME
SCALE: NTS

FOR CONSTRUCTION



Egyptian Catacombs
Original Concept Design & 3D modelling/ rendering



Production Designer
GABOR NORMAN

Art Director
JOE OOSTHUIZEN

Art Director
MARYBETH MCCAFFREY

Construction Coordinator
JOHN WEEKS

Set Decorator
GRANT HICKS

Set Decorator
DEVITA WALKER

Location
Blackhall Studios
1415 Constitution Rd SE
Atlanta, GA 30316

Distribution

DIRECTOR ☐

PRODUCER ☐

UPM ☐

DESIGNER ☐

ART DIR. ☐

CONSTRUCTION ☐

SET DEC. ☐

DIR. OF PHOTOGRAPHY ☐

GAFFER ☐

RIGGING GAFFER ☐

GRIP ☐

RIGGING GRIP ☐

SP. FX ☐

VFX ☐

LOCATIONS ☐

| Rev. | Date | Appr. | Issues & Revisions |
|------|------------|-------|--------------------|
| 1 | 01/25/2021 | | HALLWAY LAYOUT |
| 2 | 01/27/2021 | | MILLWORK REV |
| 3 | 02/03/2021 | | ELEVATOR/ LUX |
| | | | |
| | | | |
| | | | |
| | | | |
| | | | |
| | | | |
| | | | |
| | | | |

Checked xxx

Drawn CRAIG BAURLEY Date 02/03/2021

CADD File

Project

STEP UP S3

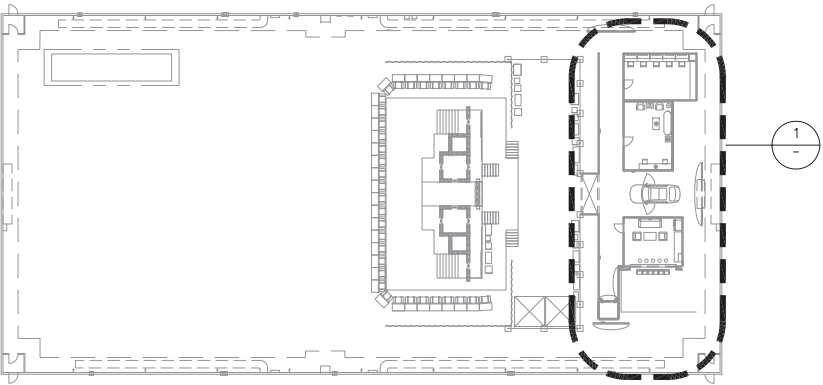
Stage
BLACKHALL STAGE 8

Drawing Title
WELLS FARGO/ UNITED
BACKSTAGE PLAN

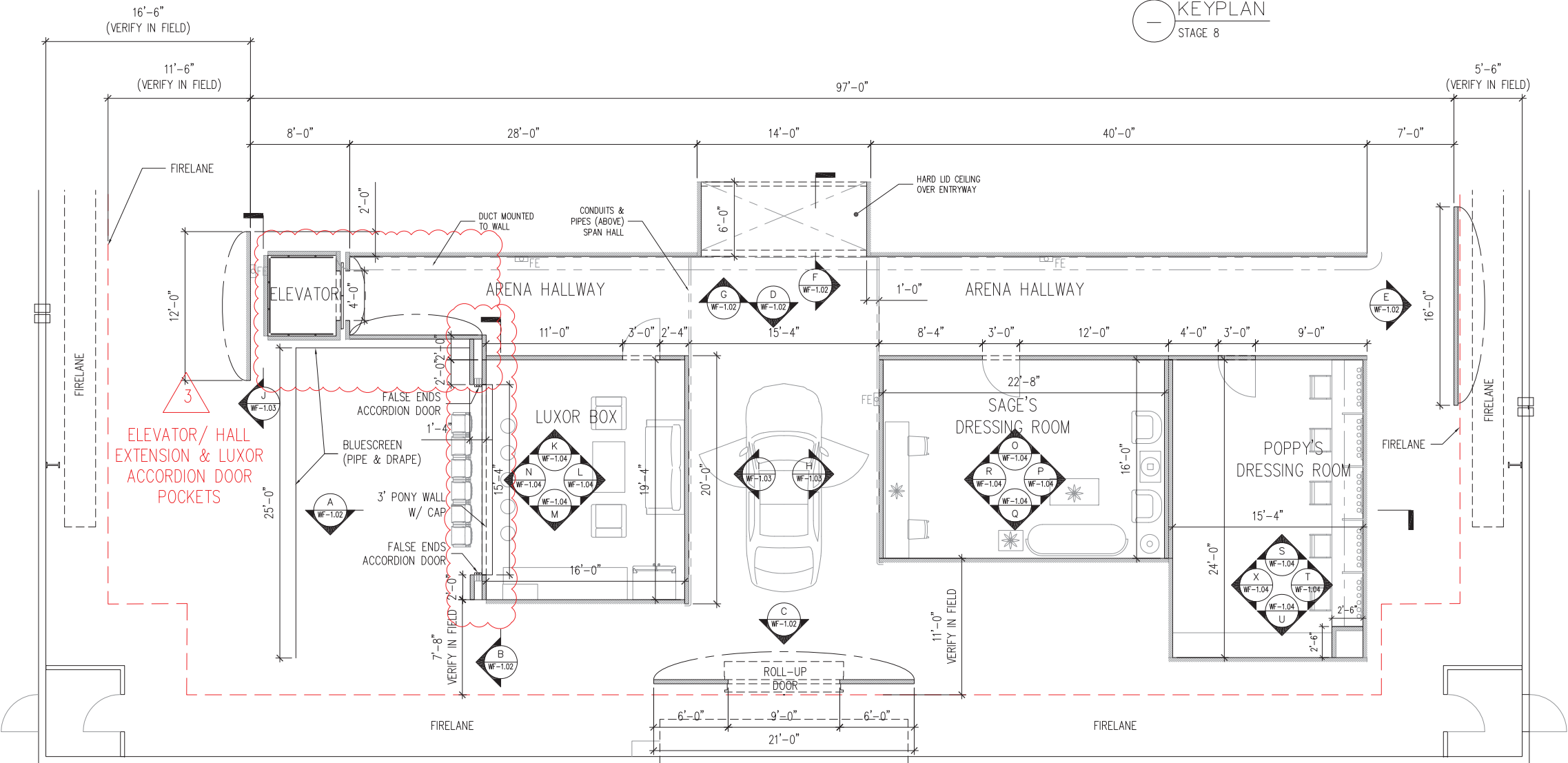
Scale AS SHOWN

FAC. NO. Drawing No. Rev.

WF-1.01A



KEYPLAN
STAGE 8



1 BACKSTAGE AREA
ROTATED ENLARGED PLAN
SCALE: 3/16" =1'-0"

02-03-2021 REVISION